

4 In the forest

Lesson 1



Find, circle and match.

| | | | | | | | |
|---|---|---|---|---|---|---|---|
| B | T | H | R | O | W | S | C |
| H | S | O | C | J | T | L | L |
| I | A | K | I | C | K | E | I |
| D | E | A | T | F | S | E | M |
| E | C | I | H | D | E | P | B |
| J | R | D | R | I | N | K | N |
| A | Y | P | L | A | U | G | H |
| W | M | S | H | O | U | T | K |



Look, write and sing.

Throw Hide Climb Laugh Eat Kick Drink Shout ~~Throw~~ Kick



Throw a ball



a ball



a tree



an apple



your milk

Laugh with me!



a ball



a ball



in the grass



to friends



and cry

Sleep at last!

Lesson 2



Read, number and act out.



Sorry, I can't help. It's The silver arrow competition today.

☐


Hello! Are you hiding?

☐ 1


We're looking for our treasure.

☐


Yes! Let's go!

☐


Can we come, too?

☐


Yes, I am! I'm Robin Hood. What are you doing here?

☐


Look, write and say.

hiding ~~laughing~~ crying eating drinking



1 He's laughing.




2 He's _____.



3 He's _____.



4 She's _____.



5 He's _____.

Lesson 3



Look and write.

hiding eating drinking throwing climbing kicking

1 I'm hiding in the grass.



2 _____ a banana.



3 _____ a tree.



4 _____ a ball.



5 _____ water.



6 _____ a ball.



Look, write and say.



1 Are you sleeping _____ ?

No, I'm not.

sleep



2 _____ ?

Yes, I am.

eat



3 _____ ?

No, I'm not.

shout



4 _____ ?

Yes, I am.

laugh



5 _____ ?

No, I'm not.

cry



6 _____ ?

Yes, I am.

drink

Lesson 4

 Look, write and say.

climbing laughing ~~running~~ jumping skipping eating



1 He's running.



2 She's _____.



3 They're _____.



4 _____.



5 _____.



6 _____.

 Read, write and say.

1 Is she running? Yes, she is.

2 Is he drinking? No, he isn't.

3 Is she hiding? _____.

4 Is he eating? _____.

5 Is she skipping? _____.

6 Is he kicking a ball? _____.

7 Is she throwing a ball? _____.

8 Is he climbing a tree? _____.

9 Is she jumping? _____.

10 Is he laughing? _____.



Lesson 5



Read and circle.

- | | |
|--------------------------------|---------------|
| 1 We get wood from trees. | <u>Yes</u> No |
| 2 We get paper from trees. | Yes No |
| 3 We get plastic from trees. | Yes No |
| 4 We get clothes from trees. | Yes No |
| 5 We get food from trees. | Yes No |
| 6 We get cars from trees. | Yes No |
| 7 We get computers from trees. | Yes No |
| 8 We get rubber from trees. | Yes No |



Look, write and say.

apple cacao orange walnut



1 This is a cacao tree.



2 This is a _____ tree.



3 This is an _____ tree.




4 This is an _____ tree.

Lesson 6

 **Look, match and say.**

- 1 trunk
- 2 roots
- 3 leaves
- 4 flowers
- 5 fruit
- 6 branches



This is the trunk.



These are the roots.

 **Draw, write and say.**



I like this tree.

It's got _____.

It's in _____.

Lesson 7



Look, write and sing.

branch ground nest egg grass tree

The bird is in the  _____ egg

The egg is in the  _____

The nest is on the  _____

The branch is on the  _____

The tree is in the  _____

And the green  _____ grows

All around, all around. The green grass grows all around!



Look, read and match.

1 You're sleeping!

2 You're throwing a ball!

3 You're running!

4 You're eating!

5 You're kicking a ball!

6 You're swimming!

a



b



c



d



e




f





Lesson 8


 Look, write and say.


What are they doing?


 1 He's climbing a tree.


 climb


 3 _____.


 hide


 5 _____.


 throw


 2 _____.

 shout

 4 _____.

 sleep

 6 _____.

 drink

 Look, write and say.

~~crying~~ skipping eating climbing

1 Are you crying ?

 No, I'm not.



2 _____ ?

 Yes, I am.



3 Is he _____ a tree?

 Yes, he is.



4 _____ ?

 No, she isn't.



 Colour Frodo.

 My work is OK.

 My work is good.

 My work is excellent.

Lesson 1



Read, match and say.

- 1 It's sunny.
- 2 It's warm.
- 3 It's snowing.
- 4 It's hot.
- 5 It's cold.
- 6 It's wet.
- 7 It's windy.
- 8 It's foggy.

a



b



c



d



e



f



g




h



Look, write and say.


windy snowing sunny foggy ~~cloudy~~ raining

1




Look! It's cloudy.

2




Oh, dear! It's _____.

3



Hurray! It's _____.

4




Oh, great! It's _____.

5



Look! It's _____.

6




Oh, dear! It's _____.

Lesson 2



Read, match and say.

- 1 Dragon's Cave isn't far.
- 2 Wait! The dragon's trying to help us!
- 3 I think it's a storm!
- 4 Look at the lightning!
- 5 No, it isn't thunder. It's the dragon!
- 6 So he is a friendly dragon!



Read, write and act out.

cold wet sunny windy raining

Katie: It isn't  (1) sunny now!

Pip: Oh dear! It's  (2) _____.

Alex: It's  (3) _____ and  (4) _____.

Squeak: And  (5) _____! Let's go in here!




Lesson 3



Listen, draw and write.

It's raining. ~~It's cloudy.~~ It's snowing. It's sunny.



1 It's cloudy. _____



2 _____



3 _____



4 _____



Look, write and say.

hot windy ~~snowing~~ ~~cold~~ sunny foggy cloudy raining



1 Is it cold today? Yes, it is _____.



2 Is it snowing today? No, it isn't _____.



3 Is _____ today? _____.



4 Is _____ today? _____.



5 _____? _____.



6 _____? _____.



7 _____? _____.



8 _____? _____.

Lesson 4



 **Look, write and match.**

1 What's the weather like ?
It's hot and sunny.
What are you wearing ?
I'm wearing shorts and a t-shirt.

2 What's _____ ?
It's snowing.
What _____ ?
I'm wearing a coat, a scarf and gloves.

3 What's _____ ?
It's cloudy.
What _____ ?
I'm wearing jeans and a jumper.

4 _____ ?
It's raining.
_____ ?
I'm wearing a coat and a hat.



 **Draw, write and say.**



What's the weather like?

It's snowing.

What are you wearing?

I'm wearing a coat,
a hat, a scarf and gloves.



What's the weather like?

What are you wearing?

Lesson 5



Circle and colour.



Read, write and say.

sink shower taps teeth plants

These are some things we can do to save water:

- 1 Have a shower.
- 2 Use spare water for _____.
- 3 Turn the tap off when you brush your _____.
- 4 Turn _____ off properly.
- 5 Wash things in the _____.



Lesson 6



Listen, read and match.



1 I turn the tap off

a for plants.



2 I have a shower,

b when I brush my teeth.



3 I use spare water

c not a bath.



4 I wash things

d when I wash my face.



5 I turn the tap off

e in the sink.



Read, write and tick (✓).

sink shower ~~taps~~ teeth plants face

1 I turn taps off properly.

2 I turn the tap off when I brush my _____.

3 I turn the tap off when I wash my _____.

4 I wash things in the _____.

5 I use spare water for _____.

6 I have a _____.

☐
☐
☐
☐
☐
☐


Lesson 7



Listen, circle and say.

What do you hear?



- 1 I hear thunder
- 2 I hear thunder
- 3 I hear thunder
- 4 I hear thunder

- 1 I hear wind
- 2 I hear wind
- 3 I hear wind
- 4 I hear wind

- 1 I hear rain.
- 2 I hear rain.
- 3 I hear rain.
- 4 I hear rain.



Look, write and colour.

t-shirt jeans jumper socks ~~coat~~ hat



I'm wearing a brown coat.



I'm _____ a red _____.



I'm _____ a yellow _____.



_____ a green _____.



_____ blue _____.




_____ pink _____.

Lesson 8



Look and write.

It's raining. It's cloudy. ~~It's sunny.~~ It's windy. It's foggy. It's snowing.



1 It's sunny.



2 _____



3 _____



4 _____



5 _____



6 _____



Look, write and say.



1 What's the weather like ?

It's cloudy.



2 What are you wearing ?

I'm wearing a coat.



3 _____ ?

I'm wearing shorts.



4 _____ ?

It's raining.



5 _____ ?

It's sunny.



6 _____ ?

I'm wearing a hat and gloves.



Colour Frodo.



My work is OK.



My work is good.



My work is excellent.

Lesson 1



Read and match.

- 1 bathroom
- 2 flat
- 3 house
- 4 bedroom
- 5 garage
- 6 dining room
- 7 garden
- 8 hall

a



b



c



d



e



f



g



h



Look, write and say.

living room bedroom dining room bathroom kitchen

1 Alex's in the bedroom.

1



2 His mum's in the _____.

2



3 His dad's in the _____.

3



4 His brother's in the _____.

4



5 His sister's in the _____.

5



Lesson 2



Read and circle.

- 1 Robinson Crusoe has got a beard. ☒ Yes ☐ No
- 2 Robinson Crusoe lives in a flat. ☐ Yes ☐ No
- 3 Robinson Crusoe grows flowers. ☐ Yes ☐ No
- 4 Robinson Crusoe grows vegetables. ☐ Yes ☐ No
- 5 Robinson Crusoe catches big fish in the sea. ☐ Yes ☐ No
- 6 Robinson Crusoe catches small fish in the sea. ☐ Yes ☐ No



Look, write and say.

kitchen bedroom garden ~~dining room~~

1 This is my dining room.



2 This is my _____.



3 This _____.



4 _____.



Lesson 3



Look, write and say.



eat watch TV ~~do your homework~~ use a computer

bedroom ~~dining room~~ living room kitchen



1 Do you do your homework in the dining room ?

Yes, I do.



2 Do you _____ in the _____ ?

Yes, I do.



3 _____ ?

Yes, I do.



4 _____ ?

Yes, I do.



Read and write **Yes, I do** or **No, I don't**.

1 Do you eat in the dining room? _____.

2 Do you eat in the kitchen? _____.

3 Do you watch TV in the bedroom? _____.

4 Do you watch TV in the living room? _____.

5 Do you do your homework in the bedroom? _____.

6 Do you do your homework in the dining room? _____.

7 Do you use a computer in the living room? _____.


8 Do you use a computer in the bedroom? _____.

Lesson 4

 **Look, write and say.**

Where's the mouse?


next to ~~under~~ behind in between in front of



1 It's under the bed.



2 It's next to the door.




3 It's between the books.



4 It's in front of the window.



5 It's behind the TV.



6 It's in the corner the corner.

 **Look, read and write.**

~~chair~~ pen cat pencil case dog

1 Where's the chair _____?

It's next to the table.

2 Where's _____?

It's on the table.

3 Where's _____?


It's behind the door.

4 _____?

It's between the books.

5 _____?

It's in front of the TV.




Lesson 5



Look, number and say.

This is a pan.



- 1 pan
- 2 plug
- 3 wire
- 4 matches
- 5 fire
- 6 light



Read, write and match.

turn ~~play~~ use play touch play

- 1 Never play with electric wires or plugs.
- 2 Never _____ with matches.
- 3 Never _____ near a fire.
- 4 Never _____ on a light with wet hands.
- 5 Never _____ anything electric near water.
- 6 Never _____ hot pans.



Lesson 6



Read and match.


- 1 Never play a hot pans.
- 2 Never touch b with matches.
- 3 Never turn on a light c near a fire.
- 4 Never play d with wet hands.



Read, write and tick (✓).


living room ~~kitchen~~ bedroom kitchen bathroom

1




I never touch hot pans
in the kitchen. ☐

2



I never play with electric plugs
in my bedroom. ☐

3



I never play near the fire
in the living room. ☐

4



I never use anything electric
in the kitchen. ☐

5



I never play with matches
in the kitchen. ☐

Lesson 7




Look, read and circle.



1 She's next to the frying pan.
under



2 She's in front of the shoe.
behind



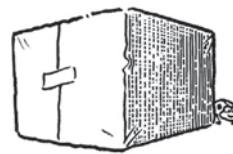
3 She's next to the rubber.
under



4 She's in the book.
on



5 She's in front of the pans.
between



6 She's behind the box.
in




Look, write and say.

behind in between next to in front of under

Where are Pip and Squeak?



He's in the corner.




She's behind the door.



between the books.



under the chair.



next to the clock.



in front of the window.

Lesson 8



Read and write.




- 1 Do you live in a flat? No, I don't. 2 Do you have a garden? Yes, I do.
3 Do you use a computer? _____. 4 Do you have a garage? _____.
5 Do you grow vegetables? _____. 6 Do you catch fish? _____.



Look, write and say.

garden ~~bedroom~~ living room garage

in front of ~~next to~~ between behind




- 1 Where's Alex?
He's in the bedroom.
He's next to the window.



- 2 Where's _____?
She's in the _____.
She's _____ the TV.



- 3 _____?
He's _____.
He's _____ the trees.



- 4 _____?
She's _____.
She's _____ the car.



Colour Frodo.



My work is OK.

My work is good.

My work is excellent.