



1 Read and match.

1 eggs and rice

2 chicken and chips


3 salad and meat

2 Look and write.

salad ~~rice~~ cake ice cream fruit fish

1




I've got rice and _____.

2



I've got _____ and _____
_____.

3



I've got _____ and _____.




two e _____

1 Match and write.

fruit chicken ~~chips~~ rice meat cake

- 1 😊 I love chips.
- 2 😞 I don't like _____.
- 3 😊 I like _____.
- 4 😊 I like _____.
- 5 😞 I _____.
- 6 😊 I _____.



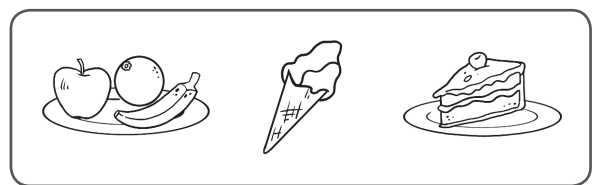

2 **Talk Partners** Choose and write a conversation. Act out.

I like _____. What about you?

Oh! I don't like _____.

And I like _____. What about you?

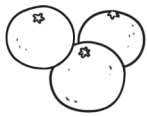
Oh yes! I love _____.



one n _____

After you read

1 Remember the story. Read and write.



oranges



cake



ice cream



peaches




I don't like oranges.

I don't like _____.



I like _____.



I _____.


2 What about you? Draw and write the food.



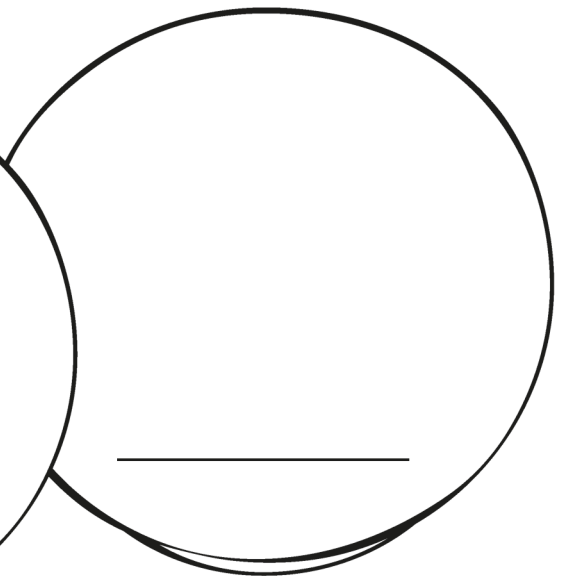
I like



I love








I don't like



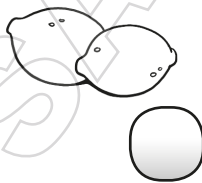
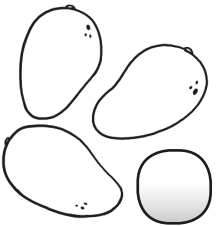


1 Listen and tick (✓) or cross (X). 

CD2 27



 <input checked="" type="checkbox"/>	 <input type="checkbox"/>
 <input type="checkbox"/>	 <input type="checkbox"/>



 <input type="checkbox"/>	 <input type="checkbox"/>
 <input type="checkbox"/>	 <input type="checkbox"/>


2  Look and write. Circle.

~~mangoes~~ coconuts cherries peaches lemons grapes


1 Do you like  mangoes ? Yes, I do. No, I don't.

2 Do you like  _____ ? Yes, I do. No, I don't.

3 Do you like  _____ ? Yes, I do. No, I don't.

4 Do you like  _____ ? Yes, I do. No, I don't.

5 Do you like  _____ ? Yes, I do. No, I don't.

6 Do you like  _____ ? Yes, I do. No, I don't.



five t _____

Toby's tongue twister

1 Write and say.




j - j - j. Jim juggles jam, juice and jelly.

2 Colour the words that begin with 'j'. Say.



jeans



cherries



jacket



jug



jump



jam



girl



juggle

3 **Talk Partners** Play *What's my word?* in pairs.

Is it jump?

No, it isn't.

Is it jelly?

Yes, it is.



Play *What's my word?*: Pupils play with their Talk Partner. This is a guessing game. Pupil A chooses a word and Pupil B asks the question *Is it...?* When Pupil B guesses correctly, they swap roles and repeat.



two | _____



1 Listen and number. Circle the breakfast you like.



Think about your culture

What do you have for breakfast?

2  Read and tick (✓). Draw and write.

- 1 I have eggs.
- 2 I have cereal.
- 3 I have orange juice.
- 4 I have bread.

I have _____ for breakfast.



two f_____

After you read



Text type: **A lunch menu**


1 Read again and write the days.

1 We've got  on Monday.


2 We've got  on _____.

3 We've got  on _____.

4 We've got  on _____ and _____.

5 We've got  on _____ and _____.

What's for lunch
on Monday?




2 Write a lunch menu. Say.

Munch! Munch!
Munch! Is this a
healthy lunch?



Day: _____







1 Look and write.



I don't like fish.
 I like fruit salad and _____.
 I love _____.



I don't like _____.
 | _____
 | _____



2 Write. Ask and answer. Tick (✓) or cross (X). **Talk Partners**



		me	my friend
1	Do you like <u>cherries</u> ?	<input type="radio"/>	<input type="radio"/>
2	Do you _____ ?	<input type="radio"/>	<input type="radio"/>
3	Do _____ ?	<input type="radio"/>	<input type="radio"/>
4	_____ ?	<input type="radio"/>	<input type="radio"/>

3 **My progress** Use your traffic light. Listen to the teacher and point.



Key for Activity 3: 1. I can say the food words.
 2. I can talk about food I like and don't like.
 3. I can write a lunch menu. 4. I listen to the teacher.
 5. I help other pupils. 6. I work quietly in class.



one m _____

Healthy eating

1 Listen and number.



What healthy food do you like?

2 Think and write. Draw your healthy food in the lunch box.

In my lunch box I've got ...

1 _____

2 _____











3 _____

4 _____





Let's practise spelling!

Look	Copy	Cover and write
1  meat	_____	_____
2  eggs	_____	_____
3  fish	_____	_____
4  chips	_____	_____
5  rice	_____	_____
6  cake	_____	_____
7  salad	_____	_____
8  chicken	_____	_____
9  fruit	_____	_____
10  ice cream	_____ _____	_____ _____




one h_____

Fun on the farm

Here's the goat. It's brown.



1 Read, find and colour. Point and say.

- 1 Colour the goat brown.
- 2 Colour the frog green.
- 3 Colour the cat grey.
- 4 Colour the chicken orange.
- 5 Colour the sheep black.



2 Look, read and write.

cow mouse chicken ~~bird~~ horse duck





1 Read, follow and circle.

1 Can you see a goat?



Yes, I can.
No, I can't.

2 Can you see a duck?




Yes, I can.
No, I can't.

3 Can you see a sheep?




Yes, I can.
No, I can't.

4 Can you see a frog?



Yes, I can.
No, I can't.




2 Talk Partners Write a conversation. Draw an animal. Act out.

Can you see a _____ ?

No, I can't.

Can you _____ ?

Yes, I _____.



r _____

After you read


1 Remember the story. Read and match.

1 Dogs can't climb trees.

2 But goats can't swim.

3 Look at the sheep!

4 Look. Is it a cow?



2  Draw a magic farm animal. Write and say.

My _____ can _____.



fly



swim




climb



ch _____




1 What do you think? Read and circle. Listen and check.




Cats can climb trees.
Cats can't climb trees.



Goats can climb trees.
Goats can't climb trees.



Horses can swim.
Horses can't swim.



Ducks can fly.
Ducks can't fly.

2 Order and write.

1 jump can Frogs

Frogs can jump

2 fly can't Cows

3 Horses run can

4 walk can Ducks




Toby's tongue twister

1 Write and say.

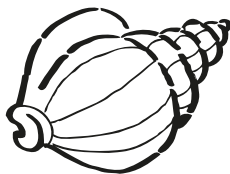


sh - sh - sh. Sh u ____! Don't ____ out, ____ eep!

2 Colour the words that begin with 'sh'. Say.




sharpener




shell



short




sandwich




shelf



socks





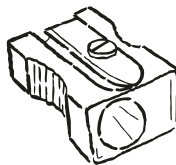

shop



shark

3 **Talk Partners** Play *Fast finger!* in pairs.

Shark!



Here!


Play Fast finger!: Pupils play with their Talk Partner. Pupil A says a word and Pupil B points to the picture as quickly as possible. They swap roles and repeat. They continue playing until they have found all the words.



C. _____



1 Listen and number.  CD2 51



 **Think about your culture**

Where can you see animals in your town?

2  **Read and tick (✓). Draw and write.**

- 1 at the zoo
- 2 in the park
- 3 at the pet shop
- 4 on a farm

I can see animals _____.



i _____ c _____

After you read

Text type: **Animal riddles**

1 Read and write. Colour.

~~legs~~ big white fly brown walk

1

I've got two legs.

I can swim.

I can _____.

I'm small.

I'm _____.

What am I?



2

I've got four legs.


I can _____.

I can't climb.

I'm _____.

I'm black and _____.

What am I?



2 Write an animal riddle. Say.



What am I?


I've got _____ legs.

I can _____, I can't _____.


I'm _____, I'm _____.

Answer:

I'm a _____.



m. _____



1 Read and count. Write *Yes, I can* or *No, I can't*.

1 Can you see two cows?

Yes, I can.

2 Can you see six chickens?

_____.

3 Can you see three goats?


_____.

4 Can you see two frogs?

_____.

5 Can you see a cat?

_____.



2 Look, follow and write.



climb → _____.



walk → _____.



fly → Cats can't fly.



swim → _____.



My progress Use your traffic light. Listen to the teacher and point.


Key for Activity 3: 1. I can say the animal words. 2. I can say what animals can do. 3. I can say what I can see. 4. I can write a riddle 5. I listen to the teacher. 6. I take turns.



S. _____

Grouping

1 Listen and number.



Can you put animals in groups?











2 Read and tick (✓) one. Draw animals in your group.

- 1 The animals have got hair.
- 2 The animals can walk.
- 3 The animals can swim.
- 4 The animals eat meat.



e _____

Let's practise spelling!

	Look	Copy	Cover and write
1	 mouse	_____	_____
2	 cat	_____	_____
3	 frog	_____	_____
4	 cow	_____	_____
5	 sheep	_____	_____
6	 duck	_____	_____
7	 goat	_____	_____
8	 bird	_____	_____
9	 horse	_____	_____
10	 chicken	_____	_____



ch. _____

A day in the park

1 Read, look and write.

flowers rocks grass bushes tree

1 I can see grass in the park.

2 I can see six _____ in the park.

3 I can see a big _____ in the park.

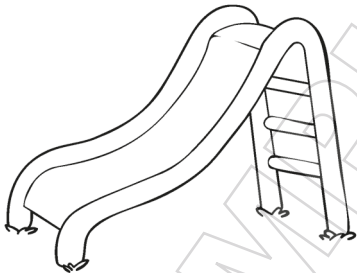
4 I can see two _____ in the park.

5 I can see three _____ in the park.




2  Write. Colour the objects you like.

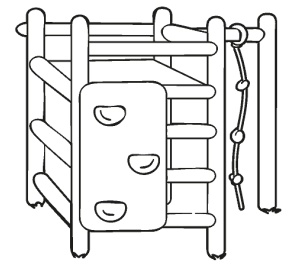
swing slide roundabout seesaw climbing frame



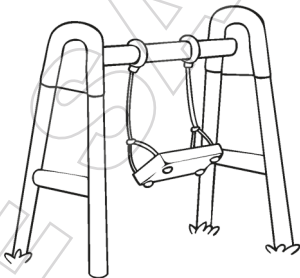
1 slide



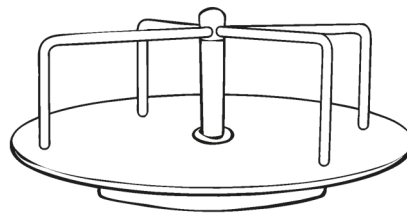
2 _____



3 _____



4 _____









5 _____



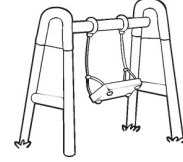




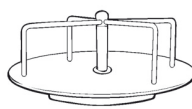
1 Read, follow and write.

rock swing roundabout seesaw

1 Where's Toby?    She's on the _____.

2 Where's Molly?    He's on the _____ rock _____.

3 Where's Beth?    _____.

4 Where's Jake?    _____.




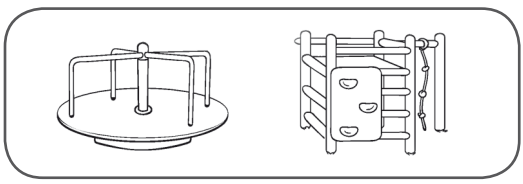
2 **Talk Partners** Choose. Complete the conversation. Act out.


Where's _____?

She's on the _____. Look!

And where's _____?

_____.
Come on. Let's play, too.







  d. _____

After you read

1 Remember the story. Read and tick (✓).


1 What game do the children play?



2 Where are Jake and Molly?



3 What can Toby do?



2 Look at the story again. Read and match.

1 Sorry, Toby. You can't play in here.









2 Ready or not, here I come!

3 They're behind the tree.

4 You can have a ride on the magic bike.



1 Listen and tick (✓).  CD3 10

<p>1</p> 		<p>2</p> 	
<p>3</p> 		<p>4</p> 	

2 Read, look and write.

between next to in front of behind

- Where are the big dogs?
They're between the trees.
- Where are the dogs with long hair?
They're _____ the bush.
- Where are the small dogs?
They're _____ the flowers.
- Where are the long dogs?
They're _____ the rocks.



Toby's tongue twister

1 Write and say.



w - w - w. Wally the Worm Washes Windows.

2 Colour the words that begin with 'w'. Say.

 walk	 water	 goat	 Wednesday
 week	 wall	 weather	 ruler

3 **Talk Partners** Play *What's my word?* in pairs.

Is it window?

No, it isn't.

Is it worm?

Yes, it is.



Play *What's my word?*: Pupils play with their Talk Partner. This is a guessing game. Pupil A chooses a word and Pupil B asks the question *Is it...?* When Pupil B guesses correctly, they swap roles and repeat.



sh _____



1 Listen and match.



- 1 Ann
- 2 Tom
- 3 Bill
- 4 Tony and Alex



What do you do at the park?

Think about your culture

2 Read and tick (✓). Draw and write.

- 1 I play in the playground.
- 2 I have a picnic.
- 3 I play football on the grass.
- 4 I feed the ducks.




g _____

 Text type: **Instructions**

After you read

1 Read and match.


- 1 Put the soil in a pot.
- 2 Push the seeds into the soil with your finger.
- 3 Water the seeds.
- 4 Put the pot in a sunny place. Watch the plants grow.
- 5 Put the plants in the garden. Watch the flowers grow.



2 Order and write the instructions. Draw.

Water the seeds Put the pot in a sunny place
Push the seeds into the soil

1




Push

2

3





1 Read, match and write.

1 Where's Molly?



She's on the roundabout.

2 Where's Jake?




He's _____.

3 Where are Molly and Beth?



They're _____.

4 Where's Beth?



_____.

2 Read, look and write.

in front of ~~near~~ behind between next to


1 The frogs are near the tree.

2 Beth is _____ the flowers.

3 Jake is _____ the rocks.

4 Molly is _____ the bush.


5 The cats are _____ the flower.



3 **My progress** Use your traffic light. Listen to the teacher and point.




Key for Activity 3: 1. I can say the objects in the park. 2. I can say where people and things are. 3. I can talk about a park in my town. 4. I can understand instructions. 5. I listen to instructions in the classroom. 6. I listen to others.

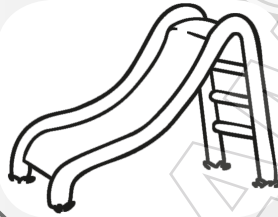


Being careful

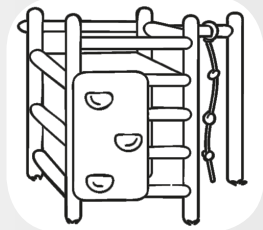
1 Read, listen and match.  CD3 19



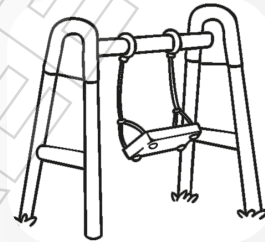
I use two hands on the



I wait next to




I sit down on



I go down



Are you careful in the playground?
What do you do?


2  Read, think and write.
Draw and say.

1 I use two hands on the _____.

2 I go down the _____.

3 I sit down on the _____.


4 I wait next to the _____.



b _____



Let's practise spelling!

	Look	Copy	Cover and write
1	 swing	_____	_____
2	 slide	_____	_____
3	 seesaw	_____	_____
4	 roundabout	_____	_____
5	 climbing frame	_____	_____
6	 grass	_____	_____
7	 flower	_____	_____
8	 tree	_____	_____
9	 bush	_____	_____
10	 rock	_____	_____



C _____

SPRING

Plan your project



Plan a spring wall display. Decide with your class and tick (✓).

1 What's the weather like on your wall display?



It's sunny.



It's rainy.



It's windy.



It's cloudy.

2 What animals are on your wall display?

lambs

butterflies

birds

chicks

rabbits

3 What other things are on your wall display?

trees

flowers

grass

bushes

4 What is the title of your wall display?

Spring is here!

It's spring!

Our spring garden

We love spring!

Other idea: _____



Look at your wall display. Write.

1 The weather is _____.

2 The weather isn't _____.

3 I can see _____ and _____.

4 My favourite spring animal is a _____.

It's _____ and _____.

Think about your project



Read, think and colour the stars.

I listen to my friends.



I share my things.



I help my friends.



I make an effort.



I like the display.

