



**1** Read the clues. Find and circle. Write the words.

planets rings venus jupiter asteroid belt mercury meteorite comet neptune astronaut

- 1 There are eight of these. \_\_\_\_\_ planets \_\_\_\_\_
- 2 This is the first planet. \_\_\_\_\_
- 3 This person works in space. \_\_\_\_\_
- 4 This is the second planet. \_\_\_\_\_
- 5 This is the biggest planet. \_\_\_\_\_
- 6 This is the furthest planet from the Sun. \_\_\_\_\_
- 7 This is a big ball of rock and ice that travels through space. \_\_\_\_\_
- 8 This is a group of rocks between Mars and Jupiter. \_\_\_\_\_
- 9 Saturn has got these. \_\_\_\_\_
- 10 This is a small rock that falls to Earth from space. \_\_\_\_\_



**2**  Look and complete. Draw a space scene and describe it.  **Talk Partners**



There is \_\_\_\_\_

There are \_\_\_\_\_



What's in your space scene?

There are ...

1 Complete the sentences in the grammar table.

the is planet biggest is planet the Venus

1 Uranus	_____	the	coldest	_____.
2 _____	is	_____	hottest	planet.
3 Jupiter	is	_____	_____	planet.
4 Neptune	_____	the	furthest	_____ from the Sun.

**Remember!**

We need to use 'the' when we add *-est* to an adjective: the biggest, the smallest.

2 Write about the planets.

big small far cold hot

- Mercury is the smallest planet \_\_\_\_\_.
- Jupiter \_\_\_\_\_.
- Neptune \_\_\_\_\_.
- Venus \_\_\_\_\_.
- Uranus \_\_\_\_\_.



3 **Talk Partners** Write a planet quiz. Test your friend.

**Planet quiz**

- Which is the biggest planet?  
\_\_\_\_\_
- \_\_\_\_\_
- \_\_\_\_\_
- \_\_\_\_\_
- \_\_\_\_\_

Which is the biggest planet?

Jupiter is the biggest planet.



/5

CODE!

759-645-245-153-715

**After you read**

**1 Read and complete the puzzle.**

- 1 Lily sees this moving quickly across the sky.
- 2 The children see this planet in the night sky.
- 3 The children look for this on the beach.
- 4 Lily wants to take this home, but Dad puts it back in the sea.
- 5 Meteorites fall down to ...



1▼	s	h	o	t	i	n	g	s	t	a	r
2▶											
3▶											
											5▼

**2 Listen and circle the eight mistakes. Listen again. Write the correct words.**



**Our Adventure Blog** *by Lily, Josh and Ravi*

In this adventure, we look at the night sky from the top of the mountain. Mum shows us the planet Mars. It's the closest planet to Jupiter. Lily sees a shooting star and Dad tells us that it must be a comet. The meteorite falls on the house. We look for a long time, but we don't find it. Ravi sees a shiny coin and then we find a crab. Lily wants to take it home, but we put it back in the sea.

- 1 lighthouse    2 \_\_\_\_\_    3 \_\_\_\_\_    4 \_\_\_\_\_  
 5 \_\_\_\_\_    6 \_\_\_\_\_    7 \_\_\_\_\_    8 \_\_\_\_\_

**3 Thinking skills** Read and complete. What do you think?


- 1 I like / don't like this story because \_\_\_\_\_.
- 2 My favourite frame is number \_\_\_\_ because \_\_\_\_\_.
- 3 My favourite character is \_\_\_\_\_ because \_\_\_\_\_.
- 4 Do you like looking at the night sky? \_\_\_\_\_

**CODE!** 457-585-389-269-245


1 Look and write the adjectives.



1 shiny




2 hheavy



3 ppowerful



4 eexpensive



5 mmodern



6 iinteresting


2 Order the words in the grammar table. Write the sentences.

1 is	The red rocket	the heaviest	rocket.
2 rocket.	the most expensive	The blue rocket	is
3 The grey rocket	is	rocket.	the most powerful
4 the most interesting	The orange rocket	is	rocket.

1 \_\_\_\_\_  
 2 \_\_\_\_\_  
 3 \_\_\_\_\_  
 4 \_\_\_\_\_



3 Look at the rockets. Write.

- 1 **powerful** Rocket A is the most powerful rocket.
- 2 **heavy** \_\_\_\_\_
- 3 **expensive** \_\_\_\_\_
- 4 **interesting** \_\_\_\_\_
- 5 **shiny** \_\_\_\_\_
- 6 **modern** \_\_\_\_\_



Speak and spell

1 Think, say and write.



a\_e

eigh

ai



ay

play

\_\_\_\_\_

\_\_\_\_\_

\_\_\_\_\_



2 **Talk Partners** Work together to cross the river.

How do you spell snake?

S-N-A-K-E.

That's correct! We can move to the first step. Now it's your turn to choose a word.

OK. How do you spell eighty?

E-I-G-H-T-Y.



153-923-245






**Plan your writing**

1  **Cooperative learning** Work with a friend.  
Plan your Earth fact file. Write notes. 

- 1 What's Earth made of? \_\_\_\_\_
- 2 What does it look like? \_\_\_\_\_
- 3 What has it got? mountains  volcanoes  ice caps   
oceans
- 4 What are the weather and temperature like?  
\_\_\_\_\_
- 5 Where is it in the solar system? \_\_\_\_\_
- 6 Other interesting information: \_\_\_\_\_



2 Use your notes to write your fact file. Draw.

## Earth

---

---

---

---

---

---

---

---

**Share and check**

3 Read your fact file with a friend. Write a tick (✓) or a cross (X).

- |                                     |                          |                             |                          |
|-------------------------------------|--------------------------|-----------------------------|--------------------------|
| The fact file contains information. | <input type="checkbox"/> | It's divided into sections. | <input type="checkbox"/> |
| There's an illustration.            | <input type="checkbox"/> | I use subheadings.          | <input type="checkbox"/> |



177-637-871-495

1 Listen and write.  CD2 30

## SIDING SPRING OBSERVATORY

1 Where is it? The south-east of Australia.

2 What time does it open? \_\_\_\_\_

3 What time does it close? \_\_\_\_\_

4 How much is it to visit? \_\_\_\_\_

5 What activities are there? \_\_\_\_\_

6 How many telescopes are there? \_\_\_\_\_



2 Explore the Internet with your teacher. Do the Australia web quest. 

- 1 When's Australia Day? \_\_\_\_\_
- 2 What's the highest mountain in Australia? \_\_\_\_\_
- 3 What's the longest river in Australia? \_\_\_\_\_
- 4 How many people live in Australia? \_\_\_\_\_
- 5 What's the capital city of Australia? \_\_\_\_\_

3 Find out more. Name two other observatories in Australia. 



783-637-637-495-759



# Ready, Steady, Go!



Can you beat the clock?

**Cooperative learning** Work with a friend to do the quiz.

1 Name the eight planets.

\_\_\_\_\_

\_\_\_\_\_

\_\_\_\_\_

2 Name three other things you can find in space.

\_\_\_\_\_

3 Complete the chart.

big	<i>bigger</i>	<i>biggest</i>
small	_____	_____
close	_____	_____
far	_____	<i>furthest</i>
good	_____	_____
heavy	_____	_____
interesting	<i>more interesting</i>	_____



4 What does Lily find on the beach? Why does Dad put it back in the sea?

\_\_\_\_\_

5 Where's Luke in this unit? \_\_\_\_\_

6 Break the code to find out where Luke goes next.



**CODE!** 585-245-871 999-245-153-495-153-585-231 \_\_\_\_\_

**Thinking skills** Think about your work in this unit. Read, circle and write.

**My progress**

My work in Unit 4 is excellent / good / OK.

Now I can \_\_\_\_\_.

My favourite lesson in Unit 4 is \_\_\_\_\_.

because \_\_\_\_\_.



**CODE!** 177-153-759-457-245-783

# Grading things

1 Read and match. Listen and check. Repeat.



1 Which is the biggest planet?

My favourite season is autumn.

2 What's your favourite season?

It's Jupiter.

3 What's your least favourite colour?

I think it's August.

4 Which is the hottest month of the year?

It's yellow.

2 Listen and complete the notes. What do you use a cline for?



## Grading things

- 1 You can record information on a cline.
- 2 A cline can help you put things in \_\_\_\_\_.
- 3 You can use it for size or \_\_\_\_\_.
- 4 You can use it to order things you \_\_\_\_\_ best, too.
- 5 Start with the smallest at one end and finish with the \_\_\_\_\_ at the other end.

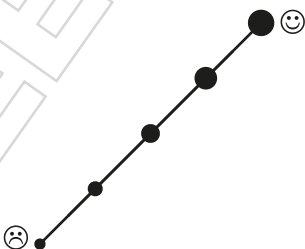


Now it's your turn to use a cline!

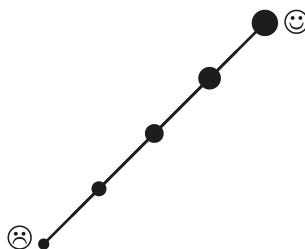
3 Put your favourite things in order. Compare your answers with a friend.



My favourite colour



My favourite fruit



My favourite colour is purple.

My favourite fruit is apple.

1 Find and circle the activities. Write them in the correct place.

T	Q	S	A	I	L	I	N	G	E	R	G	M	H
A	B	O	W	L	I	N	G	P	G	I	P	G	O
B	R	T	D	S	X	C	A	K	E	Y	F	H	R
L	Q	D	G	X	C	V	B	N	M	A	S	I	S
E	P	M	O	U	N	T	A	I	N	B	I	K	E
T	I	D	F	G	H	J	K	L	P	O	U	I	R
E	C	B	A	R	B	E	C	U	E	T	Y	N	I
N	N	Q	W	E	R	T	Y	U	I	O	P	G	D
N	I	W	I	N	D	S	U	R	F	I	N	G	I
I	C	E	L	O	L	L	Y	H	G	F	S	A	N
S	C	B	M	K	J	S	H	O	P	P	I	N	G

**Have**

a \_\_\_\_\_

a \_\_\_\_\_

an \_\_\_\_\_

**Play** \_\_\_\_\_

**Ride** a \_\_\_\_\_

**Make** a \_\_\_\_\_

**Go**

sailing \_\_\_\_\_

\_\_\_\_\_

\_\_\_\_\_

2 What shall we do today? Look and write.

1  **Let's go sailing.**

2  **Let's \_\_\_\_\_.**

3  \_\_\_\_\_

4  \_\_\_\_\_


1 Complete the sentences in the grammar table.

it's If raining go we can't go we can a barbecue


1 If	it's	sunny,	we can	have	_____.
2 If	_____	windy,	_____	_____	sailing.
3 _____	it's	_____,	we can't	have	a picnic.
4 If	it's	raining,	_____	_____	hiking.

2 Order and write the sentences. Match.

- 1 have / a picnic. / it's / If / sunny, / we / can  
If it's sunny, we can have a picnic.
- 2 it's / wet, / we / go / If / can / shopping.  
 \_\_\_\_\_
- 3 windsurfing. / If / go / it's / can / we / windy,  
 \_\_\_\_\_
- 4 If / we / raining, / can't / ride / it's / a mountain bike.  
 \_\_\_\_\_




3 **Talk Partners** Work with a friend. Invent a conversation. Act it out.



What can we do tomorrow?

Yes! But if it's raining, \_\_\_\_\_.

Great idea!



If it's sunny, \_\_\_\_\_.

You're right! If it's raining, \_\_\_\_\_.



421-849-645-389-783-245-715

**After you read**

**1 Read and match.**

- |                                    |                                   |
|------------------------------------|-----------------------------------|
| 1 If it's wet,                     | the tambourine?                   |
| 2 There are lots of things to do   | the video?                        |
| 3 I'd rather play                  | we can't ride our mountain bikes. |
| 4 Do you want to play              | into each glass.                  |
| 5 Pour a different amount of water | in the lighthouse.                |
| 6 Do you think he's going to like  | the drums.                        |



**2 Listen and circle the eight mistakes. Listen again. Write the correct words.**



**Our Adventure Blog** *by Lily, Josh and Ravi*

In this adventure, we make a xylophone out of water and bottles. It's sunny, so we can't ride our mountain bikes. We go into Josh's bedroom to play his musical instruments. Ravi plays the cymbals and Josh plays the keyboard. Lily wants to play the xylophone, so we go to the bathroom and make one. We just need some glasses, some milk and a knife. We make a fantastic dance video and we send it to Luke.

- |                  |         |         |         |
|------------------|---------|---------|---------|
| 1 <u>glasses</u> | 2 _____ | 3 _____ | 4 _____ |
| 5 _____          | 6 _____ | 7 _____ | 8 _____ |

**3 Thinking skills** Read and complete. What do you think?


- I like / don't like this story because \_\_\_\_\_.
- My favourite frame is number \_\_\_\_ because \_\_\_\_\_.
- My favourite character is \_\_\_\_\_ because \_\_\_\_\_.
- Which musical instrument would you like to play? \_\_\_\_\_



501-245-715-195-849-715-947

1 Order the letters and write the words. Match.

- 1 sdmur  
\_\_\_\_\_ drums \_\_\_\_\_
- 2 daoybker  
\_\_\_\_\_
- 3 ruoientmba  
\_\_\_\_\_



- 4 yslcmab  
\_\_\_\_\_
- 5 olpehoynx  
\_\_\_\_\_
- 6 tecleicr triuga  
\_\_\_\_\_

2 Order the words in the grammar table. Write the sentences.

1 sing	I'd rather	play	than	the drums.
2 than	sing.	the tambourine	I'd rather	play
3 I'd rather	the xylophone	than	play	sing.
4 the keyboard.	play	I'd rather	sing	than

- 1 \_\_\_\_\_
- 2 \_\_\_\_\_
- 3 \_\_\_\_\_
- 4 \_\_\_\_\_

**Remember!**  
I'd rather =  
I would rather

3 Write about you. Compare your answers with a friend. **Talk Partners**




drums / keyboard	I'd rather _____.
xylophone / cymbals	_____
electric guitar / sing	_____
tambourine / xylophone	_____

I'd rather play the drums than the keyboard. What about you?



Speak and spell

1 Think, say and write.



u\_e

ue

oo

ui

\_\_\_\_\_

\_\_\_\_\_

\_\_\_\_\_


\_\_\_\_\_

\_\_\_\_\_

\_\_\_\_\_

\_\_\_\_\_

\_\_\_\_\_



2 **Talk Partners** Work together to cross the river.

How do you spell barbecue?

B-A-R-B-E-C-U-E.

That's correct! We can move to the first step. Now it's your turn to choose a word.

OK. How do you spell mule?

M-U-L-E.



CODE!

715-389-585-311-759



## Literacy Text type: a myth

### After you read

#### 1 Read and write *true* or *false*.

- 1 The Sirens were part woman and part bird. true
- 2 Ulysses asked his sailors to tie him to a chair. \_\_\_\_\_
- 3 When the ship passed the Sirens' island, the Sirens started swimming. \_\_\_\_\_
- 4 Ulysses jumped off the ship. \_\_\_\_\_
- 5 The ship sailed safely past the island. \_\_\_\_\_
- 6 Ulysses was the only person to hear the Sirens' song and live to tell the tale. \_\_\_\_\_



#### 2 Read the myth again. Complete the sentences.

- 1 The Sirens were mythical creatures.
- 2 The Sirens were part \_\_\_\_\_ and part \_\_\_\_\_.
- 3 They lived on an \_\_\_\_\_.
- 4 They sang the most \_\_\_\_\_.
- 5 Sailors wanted to \_\_\_\_\_.
- 6 Sometimes, sailors \_\_\_\_\_ and their ships \_\_\_\_\_.

#### 3 **Talk Partners** Read the answers. Write questions with *What*, *Where* or *Who*. Act out.

- 1 Where did Ulysses' ship have to pass? Ulysses' ship had to pass the Sirens' island.
- 2 \_\_\_\_\_? The Sirens were mythical creatures.
- 3 \_\_\_\_\_? They lived on a rocky island.
- 4 \_\_\_\_\_? They sang the most beautiful songs.
- 5 \_\_\_\_\_? They had wings and a tail.
- 6 \_\_\_\_\_? They were very beautiful.





**Literacy** Text type: **a mythical creature**

**Plan your writing**

**1** **Cooperative learning** Work with a friend. Invent a mythical creature. Make notes.

Name: \_\_\_\_\_

What does it look like? \_\_\_\_\_

What does it eat? \_\_\_\_\_

Where does it live? \_\_\_\_\_

How big is it? \_\_\_\_\_

What has it got? a tail  claws  wings  a beak

Other interesting information: \_\_\_\_\_



**2** Use your notes to write about your mythical creature. Draw.

\_\_\_\_\_

The \_\_\_\_\_ is \_\_\_\_\_

\_\_\_\_\_

It lives \_\_\_\_\_

It eats \_\_\_\_\_

It's got \_\_\_\_\_

\_\_\_\_\_

\_\_\_\_\_

**Share and check**

**3** Read your description with a friend. Write a tick (✓) or a cross (X).

I describe where my creature lives.  I describe what my creature looks like.


I describe what my creature eats.  I use apostrophes correctly.



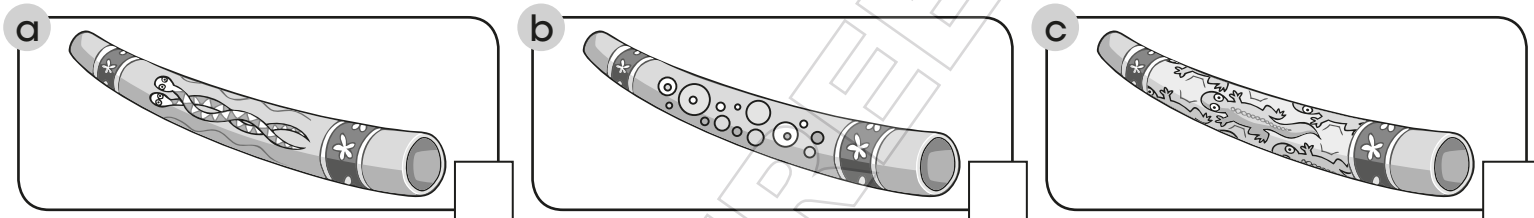
759-153-783-245-495-495-389-783-245

1 Listen and tick (✓).  CD3 02


1 Where are the bagpipes?



2 Which is the woman's didgeridoo?



3 Where does Betty play the steel drums?



2 Explore the Internet with your teacher. Do the New Zealand web quest. 

1 What are the three official languages of New Zealand?

\_\_\_\_\_

2 What's the capital city of New Zealand?

\_\_\_\_\_

3 What's the largest city in New Zealand?


\_\_\_\_\_


4 How many people live in New Zealand?

\_\_\_\_\_

5 What time is it in New Zealand now?

\_\_\_\_\_

3 Find out more. How do you say 'hello' in Maori? 

 153-759-783-715-637-585-153-849-783

# Ready, Steady, Go!



Can you beat the clock?

**Cooperative learning** Work with a friend to do the quiz.

1 Name six free-time activities.

\_\_\_\_\_

\_\_\_\_\_

\_\_\_\_\_

2 Complete the sentences.

If it's windy, \_\_\_\_\_.

If it's raining, \_\_\_\_\_.

If it's sunny, \_\_\_\_\_.

3 Name four musical instruments.

\_\_\_\_\_

\_\_\_\_\_

4 Would you rather play the drums or the electric guitar?

\_\_\_\_\_

5 What instruments does Luke see at the WOMAD festival?

\_\_\_\_\_

6 Which instrument comes from Scotland?

\_\_\_\_\_

7 Where's Luke in this unit? \_\_\_\_\_

8 Break the code to find out where Luke goes next.

**CODE!** 783-333-245 849-759-153 \_\_\_\_\_



**Thinking skills** Think about your work in this unit. Read, circle and write.

My work in Unit 5 is excellent / good / OK.

Now I can \_\_\_\_\_.

My favourite lesson in Unit 5 is \_\_\_\_\_.

because \_\_\_\_\_.



**CODE!** 715-637-195-457-245-783

\_\_\_\_\_

# Making your own fun

1 Think and write. Listen and check.



go windsurfing    have a picnic    fly a kite    ride a bike    make a robot    play table tennis

**sunny**

---



---



---

**raining**

---



---



---

**windy**

*go windsurfing*

---



---



---

2 Listen and complete the notes. Which tip is the best?



### Tips for making your own fun

- 1 Play outside if it's sunny and warm.
- 2 Use your \_\_\_\_\_ to build or make something.
- 3 \_\_\_\_\_ to play a musical instrument.
- 4 Play a \_\_\_\_\_ with your friends.
- 5 Don't watch \_\_\_\_\_. There are lots of other ways to have fun!



How do you make your own fun?


3 Read and complete the sentences with your own ideas.

- 1 Let's make a \_\_\_\_\_.
- 2 Let's go to the \_\_\_\_\_.
- 3 Let's play \_\_\_\_\_.
- 4 Let's cook \_\_\_\_\_.
- 5 Let's learn to \_\_\_\_\_.

Let's play badminton.




**1** Look and complete the sentences.



- 1 The tablet is on the DVD player.
- 2 The \_\_\_\_\_ is opposite the Hoover.
- 3 The toaster is next to the \_\_\_\_\_.
- 4 The washing machine is between the \_\_\_\_\_ and the \_\_\_\_\_.
- 5 The \_\_\_\_\_ is under the DVD player.
- 6 The blender is in front of the \_\_\_\_\_.

**Remember!**  
once a week   twice a week  
every day   never

**2**  What machines have you got in your house? How often do you use them?

- 1 I've got \_\_\_\_\_ . I use it \_\_\_\_\_ .
- 2 \_\_\_\_\_
- 3 \_\_\_\_\_
- 4 \_\_\_\_\_
- 5 \_\_\_\_\_
- 6 \_\_\_\_\_

I've got a DVD player.  
I use it twice a week.  
What about you?



**1 Complete the sentences in the grammar table.**

A hairdryer    used for    are    is    making toast  
                   used for    watching DVDs    are

1 _____	is	used for	drying hair.
2 A washing machine	_____	_____	washing your clothes.
3 Toasters	_____	used for	_____.
4 DVD players	_____	_____	_____.

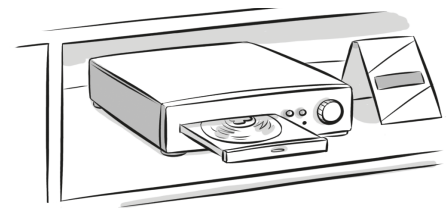
**2 What are these objects used for? Look and write. Use *It's* and *They're*.**




1 It's used for keeping  
food cold.




2 They're used for \_\_\_\_\_



3 \_\_\_\_\_



4 \_\_\_\_\_



5 \_\_\_\_\_



6 \_\_\_\_\_

**3 Talk Partners Write. Test your friend. Ask and answer.**

- 1 It's in the \_\_\_\_\_ . It's used for \_\_\_\_\_ .
- 2 \_\_\_\_\_
- 3 \_\_\_\_\_
- 4 \_\_\_\_\_

It's in the kitchen.  
 It's used for  
 making toast.


A toaster.



**After you read**

1 Read and order the sentences.

- a Don't worry. We can make a sail.
- b Let's use solar power!
- c Are you ready for the boat race?  1



- d We can make a battery out of lemons.
- e Oh no! I've only got three batteries. We need four.
- f It isn't windy. What are we going to do now?

2 Listen and circle the eight mistakes. Listen again. Write the correct words.



## Our Adventure Blog *by Lily, Josh and Ravi*

In this adventure, we enter a car race and Lily makes our boat. The boat doesn't work because it's only got two batteries. First, we make a chair, but that doesn't work because it isn't raining. Next, we want to use electric power, but we haven't got anything we can use as solar panels. Finally, Mum helps us make a battery out of oranges. We can't believe it when the boat moves. We don't win the race, but it's great fun!

- 1 boat      2 \_\_\_\_\_      3 \_\_\_\_\_      4 \_\_\_\_\_  
 5 \_\_\_\_\_      6 \_\_\_\_\_      7 \_\_\_\_\_      8 \_\_\_\_\_

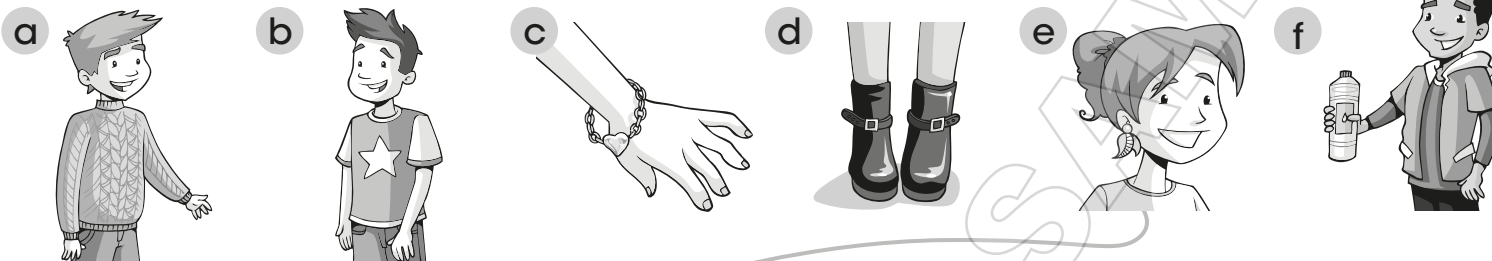
3 **Thinking skills** Read and complete. What do you think?

- 1 I like / don't like this story because \_\_\_\_\_.
- 2 My favourite frame is number \_\_\_\_ because \_\_\_\_\_.
- 3 My favourite character is \_\_\_\_\_ because \_\_\_\_\_.
- 4 Would you like to make a battery using lemons? \_\_\_\_\_



311-637 333-389-457-389-585-311

1 Read and write. Match.



- 1 My earrings are made of gold.
- 2 My bracelet is made of \_\_\_\_\_.
- 3 My boots \_\_\_\_\_.
- 4 My T-shirt \_\_\_\_\_.
- 5 My bottle \_\_\_\_\_.
- 6 My sweater \_\_\_\_\_.

2 Order the words in the grammar table. Write the sentences.

1 leather.	of	Boots	are	made
2 made	A sweater	is	wool.	of
3 of	Earrings	made	gold.	are
4 A T-shirt	is	of	made	cotton.



- 1 \_\_\_\_\_
- 2 \_\_\_\_\_
- 3 \_\_\_\_\_
- 4 \_\_\_\_\_

3 **Talk Partners** Write sentences about your clothes. Work with a friend. Ask and answer.

- 1 I'm wearing \_\_\_\_\_ . It's made of \_\_\_\_\_ .
- 2 I'm \_\_\_\_\_ .
- 3 \_\_\_\_\_
- 4 \_\_\_\_\_



What are you wearing?

I'm wearing ...  
It's made of ...



1 Think, say and write.

Speak and spell




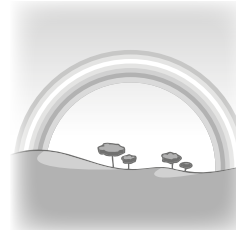
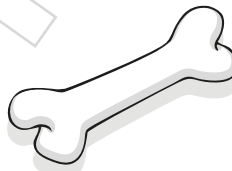
o

no

o\_e

ow

oa



2 **Talk Partners** Work together to cross the river.

How do you spell robot?

R-O-B-O-T.

That's correct! We can move to the first step. Now it's your turn to choose a word.

OK. How do you spell nose?

N-O-S-E.



501-153-457-245 153 195-153-457-245



## Literacy Text type: an advert

### After you read

- 1 Can you remember the advert for the Robomatic? Read and complete.

# THE ROBOMATIC

**NO MORE** (1) \_\_\_\_\_ !

Are you tired of helping around the (2) \_\_\_\_\_ ?

Do you want to have more (3) \_\_\_\_\_ ?

You need... **ROBOMATIC!**


It's fully (4) \_\_\_\_\_ !

It's the (5) \_\_\_\_\_ robot in the world!

It's (6) \_\_\_\_\_ !

It washes dishes and (7) \_\_\_\_\_ !

It comes in three (8) \_\_\_\_\_ !



- 2 Read and match.

1 It's fully automatic!

2 **THE ROBOMATIC**

3 **NO MORE CHORES!**

4 'It's incredible!'

5 **ONLY £499**

a opinion

b price

c product name

d slogan

e true statement

- 3  Read and answer.

1 What do you like about the advert? What do you dislike?

I like \_\_\_\_\_.

I don't like \_\_\_\_\_.

2 Would you like to have a Robomatic? Why? Why not?


\_\_\_\_\_



311-637 871-389-585-231-759-849-715-269-389-585-311



Plan your writing

1  **Cooperative learning** Work with a friend. Plan your advert for a machine. Make notes.

What's your advert for? \_\_\_\_\_

How much is it? \_\_\_\_\_

Write a slogan: \_\_\_\_\_

Write an opinion: \_\_\_\_\_

Write facts about your machine: \_\_\_\_\_

Wow words: \_\_\_\_\_



2 Use your notes to write your advert. Draw your machine.



Share and check

3 Read your advert with a friend. Write a tick (✓) or a cross (X).

I include a slogan.

I include a true statement.

I include an opinion.

I include wow words.



**1 Listen and tick (✓).**  CD3 20

1 What can Harry's robot do?

play hockey

do kung fu


play football

2 What's Daisy's robot made of?

leather and silver

plastic and leather

plastic and metal



3 Which is Richard's favourite robot?

a robot dog

a robot insect


a robot dragon

4 What can Sarah's robot do?

somersaults

cartwheels

breakdancing



**2 Explore the Internet with your teacher. Do the USA web quest.** 

- 1 Where are the RoboGames? \_\_\_\_\_
- 2 How many states are there in the USA? \_\_\_\_\_
- 3 What are the two most common languages in the USA?  
• \_\_\_\_\_
- 4 How many people live in the USA? \_\_\_\_\_
- 5 What time is it in California now? \_\_\_\_\_

**3 Find out more. Investigate robots. What other activities can robots do?** 



# Ready, Steady, Go!



Can you beat the clock?

**Cooperative learning** Work with a friend to do the quiz.

1 Name four machines you can find in the kitchen.

\_\_\_\_\_

\_\_\_\_\_

2 Name four machines you use every day.

\_\_\_\_\_

\_\_\_\_\_

3 Complete the definitions.

A hairdryer is used for \_\_\_\_\_.

A washing machine \_\_\_\_\_.

Toasters \_\_\_\_\_.

4 Name six materials.

\_\_\_\_\_

\_\_\_\_\_

5 Complete the sentences.

A sweater is made of \_\_\_\_\_.

Boots \_\_\_\_\_.

Earrings \_\_\_\_\_.

6 Where's Luke in this unit? \_\_\_\_\_

7 Break the code to find out where Luke goes next.

**CODE!** 333-637-585-311 457-637-585-311 \_\_\_\_\_



**My progress**

**Thinking skills** Think about your work in this unit. Read, circle and write.

My work in Unit 6 is excellent / good / OK.

Now I can \_\_\_\_\_.

My favourite lesson in Unit 6 is \_\_\_\_\_.

because \_\_\_\_\_.



**CODE!** 333-153-853-245 153 645-389-195-585-389-195

# Creating adverts

## 1 Read and match. Listen and check. Repeat.



- 1 This robot will
- 2 This is the most
- 3 This skateboard is
- 4 Have amazing fun
- 5 Special offer!

- with this fantastic game.
- incredible!
- change your life!
- Buy today!
- modern car in the world!

## 2 Listen and complete the notes. Do you do these things?



### Tips for writing an advert

- 1 Use wow words in your \_\_\_\_\_ advert.
- 2 \_\_\_\_\_ an interesting slogan.
- 3 Make sure you include the \_\_\_\_\_.
- 4 Use \_\_\_\_\_ statements.
- 5 Don't forget to say the name of your \_\_\_\_\_.



Now it's your turn to you write an advert!

## 3 Choose an object and write your advert.



Object: \_\_\_\_\_

Wow words: \_\_\_\_\_

Slogan: \_\_\_\_\_

Now write your advert: \_\_\_\_\_

\_\_\_\_\_

\_\_\_\_\_

a robot

a toy plane

a bike

bracelets

# The green school project

## Investigate

1 Make notes about your way of making your school green.

1 What are you going to investigate?

recycling  saving electricity  saving water  planting trees and plants

2 What places in your school can you improve?

teachers' room  playground  canteen  toilets


computer room  classrooms  office  school garden

3 What do people need to do? \_\_\_\_\_  
\_\_\_\_\_

2 Read and complete.

The most important way to make our school green is \_\_\_\_\_

because \_\_\_\_\_



**1 Make notes about your action plan.**

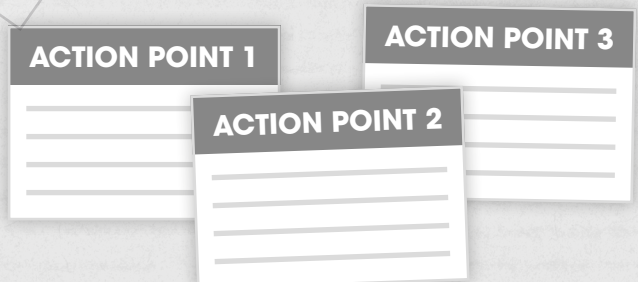
1 What is your action plan?  
\_\_\_\_\_

2 Why is this important?  
\_\_\_\_\_

3 What can you do to help?  
\_\_\_\_\_  
\_\_\_\_\_

4 How can you do it?  
make posters  make signs   
have a meeting  write letters   
other \_\_\_\_\_

**2 Plan your digital presentation.**



**Think about your project**

**3  Cooperative learning Think about your project. Read and circle.**

	★	★ ★	★ ★ ★
1 Now we know ...	a little information about ways of making our school green.	some information about ways of making our school green.	a lot of information about ways of making our school green.
2 Our action plan ...	has got three action points.	has got three action points and information about why they're important.	has got three action points, information about why they're important and things we can do to help.
3 In our presentation we ...	talk about the three action points.	talk about three action points and why they're important.	talk about three action points, why they're important and things we can do to help.
4 We ...	think working in a group is OK.	like working in a group.	love working in a group.