

2 UNIT

PEOPLE



IN THE PICTURE Family and friends

»»» Talk about your family and friends

WORK WITH WORDS Family

1 **RECALL** Work in pairs. Write the opposites. You have one minute.

- 1 same –
- 2 nice –
- 3 – small
- 4 bad –
- 5 – quiet
- 6 old – (for things)

✓ Get it right

For people, the opposite of *old* is *young*.

2 a Work in pairs. Look at the photos on Leon's phone. Which are friends? Which are family members?

PHRASE BYTES

I think the boy/girl in photo 1 ... is a friend/family member.

I think the man/woman in photo ... is ...

b 1.24 Listen and check your answers. Match the names to the correct photos.

Asha _____ Felix _____ Nico _____

3 a 1.24 Listen again. Match the family words to the photos.

brother _____ dad _____ father _____ grandchild _____
grandad _____ grandfather _____ grandma _____ grandmother _____
mother _____ mum _____ only child _____ sister _____

b 1.25 Listen and check.

4 a 1.26 **PRONOUNCE** Listen and repeat the long /ɑː/ sound in these words.

father grandfather grandma

b 1.27 Listen and repeat these words.

are banana car drama park postcard

5 Work in pairs. Ask and answer.

Who's in photo 3?

That's Leon's grandma and grandad.

6 **THE MOVING PICTURE** Watch the video about Leon's friend Felix. Who are the other people? Are they friends or family?

12:45



PEOPLE

PHONE



PEOPLE



MESSAGES



SETTINGS



SPEAK

7 Work in pairs. Draw a picture of your family or show photos. Talk about your family.



PHRASE BYTES

This is my dad/sister ...
He's/She's ... years old.
He's/She's from Chile ...
He's/She's quiet/noisy/great/
horrible/small / very nice ...

GO BEYOND

Do the Words & Beyond exercise on page 131.

READING I've got a new phone

Read text messages

SPEAK AND READ

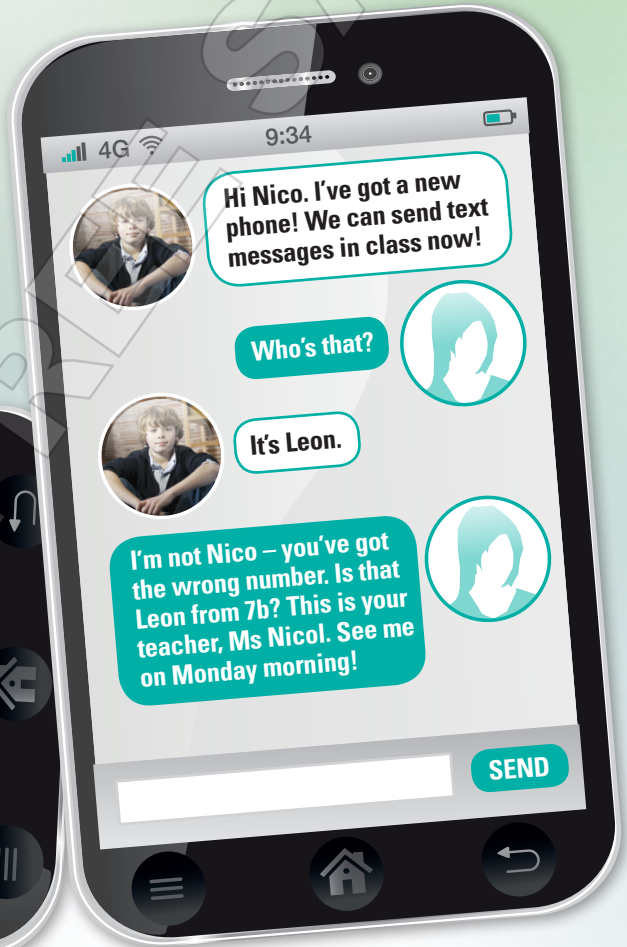
- 1 Work in pairs. Write eight names for your phone contact list. Then tell your partner about your list.
- 2 1.28 Look at the photos and read the first sentence of each message. Who are the messages from? Who are they for?

PHRASE BYTES

Lucy is a friend from football ...
 Alex is my brother ...
 Ravi is from Number 3 in my street.

READING TIP

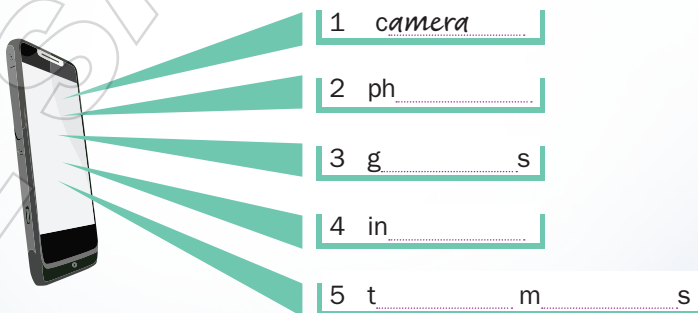
Look at the type of text. It can help you understand what it's about.



3 Read the messages and write the name(s).

- | | |
|---------------------------|---|
| 1 _____ are game players. | 4 _____ is at a birthday party. |
| 2 _____ isn't Nico. | 5 _____ have got lots of homework. |
| 3 _____ is in his room. | 6 _____ isn't happy about text messages in class. |

4 Write the words from the messages in Exercise 2.



REACT

- 5 Work in pairs. Ask and answer the questions.
 - 1 Is it OK to use phones at your school? When and where?
 - 2 What do you or your friends use your phones for?

PHRASE BYTES

In my school it's OK / it isn't OK to use phones in ...
 I use my phone for calls/photos ...

GO BEYOND

Write a message from Leon to a different person from pages 20–21. Write one or two sentences.

»»» Talk about your things, ideas and problems

READ AND LISTEN »»» Grammar in context

1 1.29 Read and listen to the conversation. Complete the sentences.



It's Clara's dad's _____ on Saturday. Clara hasn't got a _____.

- Clara:** I've got a problem.
Aazim: What?
Clara: I haven't got a present for my dad's birthday on Saturday.
Aazim: Has he got a pen for his tablet? That's a good present.
Clara: No, he hasn't. He hasn't got a tablet. He's got a laptop.
Aazim: OK. Have you got an idea?
Clara: No, I haven't. And I haven't got much time for shopping.
Aazim: Oh. You're right. You've got a problem.

STUDY

2 Complete the tables with examples from Exercise 1.

Get it right

Clara's got a problem. = Clara **has got** a problem.
 Clara and Aazim **have got** a problem.

Have got (I, you, we, they)	
✓ Positive I've got _____ a problem.	X Negative I _____ a present.
? Questions _____ you _____ an idea?	Short answers Yes, I have. No, I _____.

Have got (he, she, it)	
✓ Positive He _____ a laptop.	X Negative He _____ a tablet.
? Questions _____ he got a pen?	Short answers Yes, he has. No, he _____.

See GRAMMAR DATABASE, page 121.

PRACTISE

3 Complete Clara's sentences with 've got / have got or haven't got.

- I (1) 've got _____ a great room! It's very big, but I (2) _____ a TV. We (3) _____ one television in our house – but it isn't in my room! I (4) _____ a computer. It's old. My brothers (5) _____ an Xbox. It's new and they (6) _____ a lot of games – only four or five.

4 Write about Aazim. What has he got? What hasn't he got?

He's got three sisters.

1 2

3 4 5 6

5 1.30 Complete the conversation. Then listen and check.

- Clara:** (1) *Have* you got a favourite film?
Lila: Erm, no, I (2) _____. What about you?
Clara: Yes, I (3) _____. It's *School Days*.
Lila: (4) _____ it got *Kristin Stone* in it?
Clara: No, it (5) _____. It's with *Mila King*.
Lila: Oh, yes. (6) _____ you got it?
Clara: Yes, I (7) _____. We can watch it together.

6 Write three more questions for a partner.

Survey

- Have you got a TV in your room?
- Have you got a big family?
- Have you got a favourite film?

SPEAK

7 Work in pairs. Ask and answer the questions you both wrote in Exercise 6.

LISTENING AND VOCABULARY Whose is it?

Listen to a quiz show

WORK WITH WORDS Parts of the body

1 Look at Mina's pictures of parts of the body. What do you think?

2 a Listen and point to the correct body parts in the pictures.

b Listen and repeat the parts of the body.

arm back ear eye face foot hand
head leg mouth nose teeth


3 a Work in pairs. Student A: look at page 141. Read the description to your partner. Student B: draw and colour the picture.

b Student B: look at page 142. Read the description to your partner. Student A: draw and colour the picture.

PHRASE BYTES

I think they're good/clever ...

I like / don't like them.



SPEAK AND LISTEN

4 Work in pairs. Look at the photos and choose the correct answer.

Get it right

one tooth – two teeth

one foot – two feet

FAMOUS BODY PARTS QUIZ



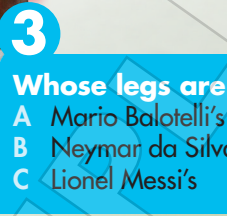
1 Whose mouth is this?

- A Beyoncé's
- B the Mona Lisa's
- C Angelina Jolie's



2 Whose hands are these?

- A Batman's
- B Mario's
- C Mickey Mouse's



3 Whose legs are these?

- A Mario Balotelli's
- B Neymar da Silva Santos Júnior's
- C Lionel Messi's



4 Whose ear is this?

- A Frodo Baggins' (*The Hobbit*)
- B Mr Spock's (*Star Trek*)
- C Daniel Craig's (*James Bond*)



5 Whose eye is this?

- A Jennifer Lawrence's
- B Cleopatra's
- C Lady Gaga's

5 Listen to the quiz. Check your answers. Who's the winner – Hazel or Rufus?

6 Listen again. What's special about the things in the photos?

1 Her smile is special.

2 His hands are ...

REACT

7 Work in pairs. Ask and answer the questions.

- 1 Is this a good quiz game?
- 2 What's special about your eyes, ears, feet, etc?
- 3 Have you got the same eyes, legs, etc as people in your family?

PHRASE BYTES

I think / don't think it's a good game.

I've got blue eyes / nice feet.

I've got big feet. My dad's got big feet too.

I've got long legs like my mum.

GO BEYOND

Do the Words & Beyond exercise on page 131.

»»» Talk about your things, family and friends

READ AND LISTEN »»» Grammar in context

1 1.34 Read and listen to the conversation. Which legs in the photo are Amy's legs?



Amy: Hi Nita! This is a photo from our camping holiday!
Nita: Cool! Whose legs are they?
Amy: My mum's, my dad's, my sister's, her friend's – and mine. My two brothers' legs aren't in the photo.
Nita: Which legs are yours?
Amy: My sister's friend Ella is in the middle. On the right are my mum's and my sister's legs – theirs are together. Dad is on the other side of Ella – those legs with the big feet are his. And mine are the nice legs!

STUDY

2 Complete the table with examples from Exercise 1.

Whose? and possessive 's/s'	
Whose + noun + question	Whose legs are they?
noun + 's	I've got one sister → My legs ...
regular plural noun + s'	I've got two brothers → My legs ... See GRAMMAR DATABASE, page 121.

3 Complete the table with pronouns from Exercise 1.

Possessive pronouns	
My legs are the nice legs. → Mine are the nice legs.	
Possessive adjectives	Possessive pronouns
my	
your	
his/her	/ hers
our	ours
their	

See GRAMMAR DATABASE, page 121.

PRACTISE

4 Complete Amy's sentences with 's or s' and a part of the body.



1 That's my sister's tooth (my sister).



2 Those are (my grandad).



3 Those are (my brothers).



4 Those are (my friends).



5 Those are (my grandparents).



6 That's (my mum).

5 Complete the answers with the correct possessive pronouns.

Teacher: Whose homework is this?
Student: I think it's Lucy's homework. Yes, it's (1) hers .
Teacher: Whose pen is this?
Student: I think it's my pen. Yes, it's (2) .
Teacher: Whose bags are these?
Student: I think they're Diego's and Felipe's. Yes, they're (3) .
Teacher: Whose tablet is this?
Student: I think it's Mr Chan's. Yes, it's (4) .
Teacher: Whose books are these?
Student: I think they're our books. Yes, they're (5) .
Teacher: Whose glasses are these?
Student: I think they're your glasses. Yes, they're (6) , Miss!

SPEAK

6 Play Whose chair is it?

- Look where other students are in the class.
- Walk around. When your teacher says 'STOP', sit down. Say whose chair you're in.

I'm in Valentina's chair. Yes, that's hers.

That isn't hers. That's Galina's chair.

LANGUAGE & BEYOND



DARINA: Hello. I'm Darina.
MARTA: Hi, I'm Marta.
DARINA: I like your shirt.
MARTA: Thanks.
DARINA: Have you got brothers and sisters?
MARTA: Yes, I have. Two brothers.
DARINA: Ah, I've got one sister. Are you in the computer club?
MARTA: No, I'm not, but I'm in the film club.
DARINA: OK. What's your favourite film?
MARTA: *High School Story*.
DARINA: That's mine too! ... What's your phone number?
MARTA: It's 334752.

»»» Be friendly to other students

READ

- 1 1.35 Read and listen to the conversation. What have the girls got in common?

DO

- 2 Put the 'Make friends' tips in the correct order. (Use Exercise 1 to help you.)
- 3 Match the sentences to tips a–e in Exercise 2.
- Your shoes are nice. _____
 - What's your favourite TV show? _____
 - What's your address? _____
 - Hello. _____
 - Who's your favourite football player? _____
 - Are you in the football team? _____

REFLECT

- 4 Talk about the questions. Then read the **REFLECTION POINT**.
- Have you got lots of friends? Or have you got one or two good friends?
 - Where are your friends from (school, clubs, teams, your street)?
 - Is it easy or hard for you to make new friends?

EXTEND

- 5 a Make notes in English about your family and your favourite things: films, TV programmes, stars, sports teams, etc.
- b Make new friends in class. Walk around and talk to other students. (Use your notes to help you.)

MAKE FRIENDS – IT'S EASY!



- a Ask for an address or phone number.
- b Ask questions about favourite films or stars, or clubs and teams.
- c Say something nice.
- d Smile 😊 and say hello.
- e Ask questions about family.

PHRASE BYTES



I've got ...
 My friends are from school ...
 It's easy for me to make new friends. I like to talk to people.
 It's hard for me. I'm quiet.

REFLECTION POINT



It isn't important to have lots of friends. But new friends are interesting. Talk to people and make new friends!

»»» Talk on the phone

SPEAK

1 Look at the photos. Who's got a problem?

WATCH OR LISTEN

2 1.36 Watch or listen to the scenes. What is the problem in each phone call?

- A The person's got the wrong number.
- B The person's got a long number.
- C The person's got a long name.

1

Felix: Hello.
Tara: Hello. Can I speak to your (1) _____ ?
Felix: Sorry, she isn't here.
Tara: OK, (2) _____ she phone me, please? It's Emily Zemontas.
Felix: Er ... Can you spell (3) _____ , please?
Tara: Z-E-M-O-N-T-A-S.
Felix: Emily Zemontas. OK.
Tara: Thank you. Goodbye.



2

Kelly: Hi, are you at the cinema?
Felix: (4) _____ , I don't understand.
Kelly: Is that Josh?
Felix: No, it isn't. You've got the wrong (5) _____ .
Kelly: Oh, I'm sorry. Bye.



3

Felix: Hello.
Rico: Is Kyle there?
Felix: No, sorry, he isn't.
Rico: OK. It's Rico. My number is 0703-749031.
Felix: 0703 ... Sorry, can (6) _____ repeat that?
Rico: 0703-749031.
Felix: 0703-749031. OK.
Rico: Thanks. Bye.



3 a 1.36 Watch or listen again and complete the conversations.

b 1.37 Listen to the sentences and check. Then listen and repeat.

4 Work in pairs. Read and practise the conversations in Exercise 2.

ACT

5 Work in pairs. Read the situations below. Act the conversations.

- 1 Student A: phone Student B.
A: Ask for Student B's father. Your name is Jo Honeycomb.
B: Your father isn't at home. Ask for the person to spell his/her name.
- 2 Student B: phone Student A.
B: Ask if Student A is at the museum. Ask if it's Ben.
A: You don't understand. It's the wrong number.
- 3 Student A: phone Student B.
A: Ask for Sam. Your name's Charlie and your number is 765542.
B: Sam isn't at home. Ask Student A to repeat his/her number.

PHRASEBOOK 1.38

Make a call

Can I speak to ... ?
 Is that ... ?
 Is ... there?
 Can he/she phone me, please?

Answer a call

Can you spell that, please?
 Sorry, can you repeat that?
 Sorry, I don't understand.
 You've got the wrong number.
 Bye./Goodbye.

WRITING My favourite person

Write a description of a person

READ

1 Describe the people in the photos. You can use words from the box.

clever friendly funny grey hair happy nice old small

2 Read Yana's description of her grandmother. Match it to the correct photo. Underline the important words.

Get it right

it's = it is (This is her house. It's very nice.) OR = it has (It's got a blue door.)

its = possessive (This is her house. Its door is blue.)

1



2



3



Write about your favourite old person.
Babushka Marina, by Yana

My grandma, Babushka Marina, is my dad's mother. She's about 60. She's very clever and friendly. She's got grey hair, very small feet and a small nose. Babushka Marina has got four grandchildren but I'm the only girl. Her house is very nice. It's near our house in Pushchino and its garden's great.

3 Read the tips in the **HOW TO** box. Then circle the apostrophes in the description in Exercise 2. Are they for missing letters or possessives?

HOW TO

use apostrophes (')

- Use for a missing letter (you are = you're).
- Use with possessive 's or 's' (my brother's eyes, my two sisters' eyes).

PRACTISE

4 Read the description. Put in apostrophes.

My brothers 14. Hes got very big feet. My brothers room has got lots of clothes and things everywhere. My two sisters rooms arent like that.

PLAN

5 You're going to write a description of an important person in your life. Use the *Writing plan* to help you prepare.

WRITING PLAN

1 Choose your person.

Who is it – family or a friend? How old is he/she? What is his/her face/body like? ■

2 Describe his/her things.

What has he/she got? Describe the things. ■

3 Use apostrophes for missing letters and possessives.

Read the tips in the **HOW TO** box. ■

WRITE AND CHECK

6 Write your description. Then check it. Tick (✓) the things in the plan.

SHARE

7 Swap your description with other students. Read their descriptions. Whose description is like yours?

VOCABULARY Family

1 Complete the photo description.

SUPERSTAR HAKAN AT HOME




This is my family. Here's my
 (1) m _____ and
 (2) f _____. My (3) m _____ and
 (4) d _____ are my number one fans. This is my
 (5) g _____ m _____.
 and my (6) g _____ f _____.
 I call them (7) G _____ and
 (8) G _____. I'm their only
 (9) g _____. I'm an
 (10) o _____ c _____ so I haven't
 got (11) b _____ s or _____
 (12) s _____ s. _____ /12

Parts of the body

2 Write the parts of the body from the box.

- arm back ear eye face foot
 hand head leg mouth nose teeth

HAKAN – FOR YOU!



GRAMMAR Have got

3 Complete the interview with the correct form of *have got*.

Kate: You (1) _____ a cool house.
 (2) _____ it _____
 lots of rooms?

Hakan: Yes, it (3) _____. It
 (4) _____ ten rooms for my
 family and me. All the rooms
 (5) _____ TVs and music
 players.

Kate: (6) _____ you _____
 a special singing room?

Hakan: No, I (7) _____. I sing in all the
 rooms! _____ /14

Whose?; possessive 's/s' and possessive pronouns

4 Choose the correct options to complete the conversation.

Kate: (1) *Who's / Whose* room is this?
Hakan: This is my (2) *mum's / mums'* room.
 Those sunglasses are (3) *hers / his* .
 And this room is (4) *mine / yours* .
 I've got lots of friends – those are all my
 (5) *friend's / friends'* things.
 These clothes are (6) *ours / theirs* too.

_____/12

Your score: ____/50

SKILLS CHECK

- ✓✓✓ Yes, I can. No problem!
- ✓✓ Yes, I can. But I need a bit of help.
- ✓ Yes, I can. But I need a lot of help.

- I can read text messages. _____
- I can listen to a quiz show. _____
- I can be friendly to other students. _____
- I can talk on the phone. _____
- I can write a description of a person. _____