

UNIT 1 HIGH FIVE!

IN THIS UNIT YOU

- learn language to introduce yourself and others and give personal information
- read short texts to introduce people
- practise saying *hello* and *goodbye* in different ways
- listen to greetings and everyday conversations
- complete a form with personal information
- learn ways to practise speaking and pronunciation
- ▶ watch a video about greetings and introductions

UNIT TOPIC

Look at the pictures in the unit. What is the unit topic? Tick (✓) the best answer.

- friends and family
- work and schedules
- introductions and meeting people

SPEAKING

using correct register

How do you say 'hello' in your language? Is it the same word with friends and strangers?

READING

finding the topic

Find Kenneth in this unit and tick (✓):

- Kenneth is a teacher.
- Kenneth is a student.


STUDY SKILLS

SPEAKING & PRONUNCIATION

Look at pages 14–15.

Choose a word or phrase and say it out loud to your partner.



A  **03** Listen to the conversations and match them to the photos.

1 In class

Judy: Hi, I'm Judy. What's your name?

Emma: My name's Emma. Nice to meet you, Judy.

Judy: Nice to meet you, too.

2 At university

Alan: Rani, this is Josh. Josh, this is Rani.

Rani: Hello, Josh.

Josh: Hi, Rani. How are you?

3 At work

Adam: Hi, I'm Adam Fletcher.

Jim: Nice to meet you, Adam. I'm Jim Burton.

Adam: Nice to meet you, too, Jim.

4 At home


Sam: Hi, Mum!

Mrs Anderson: Hi, Sam. This is Mr Carter.

Sam: Nice to meet you, Mr Carter.

Mr Carter: Nice to meet you, Sam.



B  Work in groups. Practise the conversations. Use your real names.

LISTENING: to greetings


A Work in pairs. Label the photos *morning, afternoon, evening or night*.



1



Vancouver,
Canada



2




London, UK



3



Sydney,
Australia



4



New York, USA

B **04** Listen and complete the conversations with the words from Exercise A. Then answer the questions below.

1
Cathy: Welcome, Mr Drake.
Mr Drake: Thank you, Cathy. And good _____ everyone.

2
Jenny: Good _____,
Professor Dalton.

Professor Dalton: Hi, Jenny. How are you?

Jenny: Fine, thanks.

3
Ian: Good _____, Emily.
See you soon.

Emily: Bye, Ian. See you.

4
Ms Chen: Good _____,
Mr Hancock.

Mr Hancock: Hello, Ms Chen.

- 1 Which phrases mean *hello*? 2 Which phrase means *goodbye*?

C Work in pairs. Practise the conversations in Exercise B. Then practise again using your real names.

VOCABULARY: the alphabet

A **05** Listen and repeat the letters of the alphabet.

**Aa Bb Cc Dd Ee Ff Gg Hh Ii Jj Kk Ll Mm
Nn Oo Pp Qq Rr Ss Tt Uu Vv Ww Xx Yy Zz**

B Work in pairs. Introduce yourself and spell your name.

A: Good morning. I'm Joanne.

B: Nice to meet you, Joanne. How do you spell your name?

A: J-O-A-N-N-E.

B: Thank you.

HOW TO SAY IT

J = capital 'j'

nn = double 'n'

GRAMMAR: subject pronouns and the verb *be* – statements

A **06 LANGUAGE IN CONTEXT** Listen to the conversations on the next page. Where are the people? Choose the correct place.

- a) at home
b) at work
c) at university

1

Anna: Good morning. I'm late! I'm sorry!
Mr Black: No, **you** aren't. It's OK.
Anna: I'm Anna. Anna Becker. I'm a student.
Mr Black: I'm Mr Black. I'm the teacher. Good morning.

2

Mr Black: Good morning, Inga.
Kirsten: I'm not Inga. I'm Kirsten.
Mr Black: Oh, I'm sorry, Kirsten.
Kirsten: It's OK. Inga isn't here. **She's** sick.

3

Mr Black: Good morning.
Lucas: Good morning. I'm Lucas Bonnay, and this is Daniel. **We're** brothers.
Mr Black: How do you spell your surname?
Lucas: B-O-N-N-A-Y.
Mr Black: Yes, **you're** in my class. Welcome.

4

Anna: Excuse me, Mr Black. Erik isn't here today. And Petra isn't here. **They're** at work.
Mr Black: Thank you, Anna.

NOTICE!

Look at the words in **bold**. Who do these words refer to?

B ANALYSE: SUBJECT PRONOUNS Read the conversations in Exercise A again.

Function

We use subject pronouns in place of names and nouns to avoid repetition.

*Inga isn't here. **She's** sick.*

Form Complete the table with the correct subject pronouns.

	1 st person	2 nd person	3 rd person		
			m.	f.	n.
Singular	(1) _____	You	He	(2) _____	It
Plural	We		They		

ANALYSE: BE Read the conversations in Exercise A again.

Form Complete the table with the correct contracted forms of the verb *be*.

There are three forms of the verb *be* in English: *am*, *are*, *is*. To form the negative, add *not*.

Affirmative		Negative	
Full form	Contraction	Full form	Contraction
I am late.	(1) _____ late.	I am not Inga.	(7) I _____ Inga.
You are in my class.	(2) _____ in my class.	You are not late.	(8) You _____ late.
It is OK.	(3) _____ OK.	It is not OK.	It isn't OK.
He/She is sick.	(4) He's/ _____ sick.	He/She is not here.	(9) He/She _____ here.
We are brothers.	(5) _____ brothers.	We are not late.	We aren't late.
They are at work.	(6) _____ at work.	They are not sick.	They aren't sick.

Function

We use the verb *be* to talk about name, age and where people are.

C PRACTISE Choose the correct option to complete the sentences.

- I'm Luisa Gil. I'm / 're a student.
- You is / are late.
- He am / is not here.
- We am / are at home. We am not / are not at university.
- Carolina isn't / aren't a teacher. She's / 're a student.
- Giulia and Tomas is / are at home. They isn't / aren't at work.

D NOW YOU DO IT Work in pairs. Write one true sentence and one false sentence, using the verb *be*. Guess the true and false sentences with your partner.

- A:** I'm a student. **A:** Alice is here.
B: True! You're a good student. **B:** False! She isn't here.

WHAT'S RIGHT?

- I'm Anna. He isn't here.
 I Anna. He not here.

PRONUNCIATION: contractions

A 07 Listen and repeat the contractions.

- 1 I'm I'm not
- 2 You're You aren't
- 3 He's He isn't
- 4 She's She isn't
- 5 It's It isn't
- 6 We're We aren't
- 7 They're They aren't

B 08 Listen and practise saying the sentences.

- 1 I'm late.
- 2 She's a teacher.
- 3 We're here.
- 4 You aren't a teacher.
- 5 It isn't OK.
- 6 They're brothers.

VOCABULARY: numbers 0–10

A 09 Listen and repeat the numbers.



B 10 Listen and choose the numbers you hear.

- 1 a) 324 2 a) 9974 3 a) 8390 4 a) 59218 5 a) 238-849-171
- b) 329 b) 9874 b) 8391 b) 59268 b) 238-841-979

C Label the pictures with the words from the box.

address phone number student ID number



D Work in pairs. Ask and answer about your phone number, address and student ID number.

- A: What's your phone number?
B: It's two eight three ...

GRAMMAR: possessive adjectives

A LANGUAGE IN CONTEXT Match the names to the nicknames.



- | | |
|---|---|
| 1 Her first name is Katherine. | a) My nickname is John. |
| 2 His full name is James David Moore. | b) She's Kathy. |
| 3 I'm Jonathan. | c) Their nicknames are Ricky – and Ricky. |
| 4 We're Amanda, Annie and Alison Brown. | d) He's JD Moore. 'JD' are his initials. |
| 5 Their names are Richard and Enrique. | e) Our nickname is the Triple As! |

NOTICE!

- What words refer to a woman?
she / his / her
- What words refer to two people?
our / my / their

B ANALYSE Read the sentences in Exercise A again.

Function

We use possessive adjectives to show who something belongs to.
This is **my friend**. **Her name** is Maria. = **The name of my friend** is Maria.

Form Complete the table with the correct possessive adjectives.

Subject pronouns	Possessive adjectives
I'm Michael.	(1) _____ name is Michael.
You're Samira.	Your name is Samira.
He's Jean-Pierre.	(2) _____ name is Jean-Pierre.
She's Kate.	Her name is Kate.
We're David and Debbie Donnelly.	(3) _____ surname is Donnelly.
They're Joshua and Heather Wilson.	(4) _____ surname is Wilson.

C PRACTISE Choose the correct option to complete the sentences.



- I'm Jennifer Lopez. **I'm** / **My** nickname is J. Lo.
- He's** / **His** Johnny Depp. **He's** / **His** full name is John Christopher Depp.
- Our** / **We** are names are André and Antwan. **Our** / **We** are OutKast!
- She's Stefani Germanotta. **She's** / **Her** nickname is Lady Gaga.
- They're** / **Their** the Kings of Leon. **They** / **Their** first names are Caleb, Jared, Matthew and Nathan.
- Hello. I'm **my** / **your** teacher. **I'm** / **My** name's Mrs Rowland.


D NOW YOU DO IT Work in pairs. Take turns talking about your classmates' nicknames.

- A:** Her nickname is Sunny.
B: She's Sun Yee!

WHAT'S RIGHT?

- Their names are Nick and Nora.
 They're names are Nick and Nora.

READING: finding the topic

 A paragraph in English describes one topic. All the sentences in the paragraph usually refer to that topic. To find the topic, ask yourself who or what each sentence refers to.


A Read the descriptions. Tick (✓) the main topic for each description.


<p>1</p> <p>This is my brother Kenneth. His nickname is Ken. He's at school, but he isn't a student. He's a teacher now.</p> 	<p>2</p> <p>This is Inés Arellano. She's from Spain. She's in my English class. She's very nice. And she's a great student!</p> 	<p>3</p> <p>I'm Dr Patel. I'm your new professor. I'm from London, in the United Kingdom. My office is 12B. Come and say hello!</p> 
<p>my school <input type="checkbox"/> my brother <input type="checkbox"/></p>	<p>my friend <input type="checkbox"/> my English class <input type="checkbox"/></p>	<p>London <input type="checkbox"/> a new teacher <input type="checkbox"/></p>

B Match the names to the sentences.

- | | |
|------------|----------------------------------|
| 1 Ken | a) Her surname is Arellano. |
| 2 Inés | b) He's from the United Kingdom. |
| 3 Dr Patel | c) He's a teacher. |

SPEAKING: using correct register

 It's polite to use *hello, goodbye, good morning, good evening, please* and *thank you* when we talk to other people. With friends, family and people we know well, we can also use more informal language like *hey, hi* and *thanks*.

A  **11** Listen to the conversations and match them to the photos. Which is a conversation between friends? Which is a conversation between strangers?

- 1**
- Paul:** (1) _____, RedBlue Telecom, Paul speaking. What's your mobile number, (2) _____?
- David:** It's 07981-873-278.
- Paul:** What's your name, please?
- David:** It's David Brown.
- Paul:** And your middle name?
- David:** Michael.
- Paul:** (3) _____, Mr Brown. How can I help?
- 2**
- Mark:** (4) _____, Jonas.
- Jonas:** (5) _____, Mark.
- Mark:** What's your surname?
- Jonas:** It's Parker.
- Mark:** (6) _____. And what's your email address?
- Jonas:** It's jonas8@musicmail.net.
- Mark:** And what's your phone number?
- Jonas:** My home number is 0203-498-8426, and my mobile number is 07903-550-133.
- Mark:** (7) _____. (8) _____!
Let's stay in touch!



B **11** Listen again and complete the conversations in Exercise A with the formal and informal phrases from the box.

Good evening Great Hey Hi OK please Thank you Thanks

C **Work in pairs. Are you friends or strangers? Ask each other about:**

- first name
- mobile phone number
- surname
- email address
- middle name

WRITING: completing a form

A **12** Listen to the conversation and choose the correct information on the concert ticket.

REGGAE POP MARTIN

H2O Academy
18 University Road, Sheffield, S1 2AX
12th March, 2013 7pm
Face value: £20.00

SECTION	ROW	SEAT
C	3	(3) 7 / 9

Name: (1) Anya / Tanya K Harrison
 Email address: tkharrison@mind.net
 Confirmation number: (2) L43395G / L43395J
 Ticket code: WKHHRAAJ
 Event code: 357376
 Purchase date: 12/02/13
 Credit card number: *****8005

000234472582142

REGGAE POP MARTIN

ADMIT ONE

B Look at the concert ticket in Exercise A again. Complete the information.

- 1 Her first name is _____.
- 2 Her middle initial is _____.
- 3 Her surname is _____.
- 4 Her email address is _____.

C Complete the online ticket form with your information.

home
concerts
buy tickets

1 Mr Mrs Miss Ms

2 First name

3 Middle initial

4 Surname

5 Email address

6 Mobile number

D **Work in pairs. Copy the online ticket form into your notebook and interview your partner to complete the information.**

- A:** What's your first name?
B: It's Simon.

HOW TO SAY IT

For email addresses, say:
 @ = at
 . = dot
 _ = underscore

StudySkills

ASKING THE TEACHER FOR HELP

A Write the words in the correct order to make questions to ask for help.

- 1 say / How / this in English / do you / ?

- 2 do you / How / this / pronounce / ?

- 3 that / What / mean / does / ?

B Who says these things? Write T for teacher or S for student.

- | | |
|---------------------------------------|--|
| 1 Excuse me, I have a question. _____ | 4 I don't understand. _____ |
| 2 Work in pairs. _____ | 5 Can you write it on the board, please? _____ |
| 3 Close your books. _____ | 6 Turn to page 9. _____ |

USING THE DICTIONARY FOR HELP

Long words in English have stressed syllables. Say these stressed syllables higher, longer and a little louder. Your dictionary shows you which syllables are stressed. For example:

MACMILLAN DICTIONARY

address - definition

★★★

phonetic transcription

NOUN [COUNTABLE]  Pronunciation /ə'dres/  Word Forms


stress
stressed syllable

A  **13** Look at the transcriptions and read the words. Which syllable is stressed? Listen and check.

- 1 /'ɪŋɡlɪʃ/ English
- 2 /'kwɛstʃ(ə)n/ question
- 3 /prə'naʊns/ pronounce
- 4 /'nɪk,neɪm/ nickname
- 5 /'nʌmbə/ number

B Look at these words. Which syllable is stressed? Check your dictionary. Then underline the stressed syllable.

- 1 introduction
- 2 introduce
- 3 evening
- 4 conversation

C  **14** Now listen and check your answers. Then listen again and repeat.

MY WAY TO PRACTISE ... SPEAKING & PRONUNCIATION

A Read about how these students practise speaking. Which student is like you?



Karin: I practise everything in class. I finish an exercise, and then I do it again. And again. And then again! I work with different partners. I speak English at home.




Esteban: I practise at home with the class CD. First I listen and repeat what I hear. I try to use the correct stress and pronunciation. I also sing my favourite English songs!



Laila: My friend and I meet other English speakers online and have conversations. We meet people from all over the world!

B Tick (✓) the things you do to practise speaking and pronunciation.

- 1 I speak English at home.
- 2 I practise exercises in class.
- 3 I work with different partners.
- 4 I speak with other English speakers online.
- 5 I practise with other students after class.
- 6 I practise every day.
- 7 I sing English songs.
- 8 I speak with the class CD.

C  **Work in pairs or in groups. Share your answers from Exercise B. Talk about more ideas to practise speaking and pronunciation.**

A: *I do conversation exchanges with native speakers.*

B: *That's good. I practise pronouncing new words again and again.*

SET A GOAL:

Write one new way you plan to practise speaking and pronunciation:

Language wrap-up

1 VOCABULARY

A Complete the conversations with the words from the box. (5 points)

Good afternoon Hey meet spell This

1

Rachel: (1) _____, Alan. (2) _____ is Samir.

Alan: Hi, Samir. Nice to (3) _____ you.

Samir: Hi. Nice to meet you, too.

2

Mr Matthews: (4) _____, class. I'm Mr Matthews.

Class: Hello, Mr Matthews.

Student: How do you (5) _____ your surname, Mr Matthews?

Mr Matthews: It's M-A-double T-H-E-W-S.

B Match the numbers to the words. (5 points)

- | | | | |
|---|----|----|-------|
| 1 | 3 | a) | five |
| 2 | 5 | b) | ten |
| 3 | 6 | c) | seven |
| 4 | 7 | d) | six |
| 5 | 10 | e) | three |

8 – 10 correct: I can understand greetings, the alphabet and numbers from 0 to 10.

0 – 7 correct: Look again at the Opener and the Vocabulary sections on pages 7, 8 and 10.

SCORE: /10

2 GRAMMAR

A Complete the sentences with the correct form of *be*. Use contractions where possible. (5 points)

- 1 You _____ a great singer. (not)
- 2 It _____ a new class.
- 3 He _____ a teacher. (not)
- 4 They _____ in my class.
- 5 I _____ Daniel. (not)

B Choose the correct option to complete the sentences and questions. (5 points)

- 1 How do you spell *you* / *your* name?
- 2 *He* / *She* is a student. His first name is Jay.
- 3 *They're* / *Their* friends aren't here.
- 4 *We* / *Our* names are Ben and Jerry.
- 5 *You* / *I* am Jack. My last name is White.

8 – 10 correct: I can use the verb *be* in affirmative and negative statements, subject pronouns and possessive adjectives.

0 – 7 correct: Look again at the Grammar sections on pages 8, 9 and 11.

SCORE: /10

A Read the form and choose T (true) or F (false) for the questions below.

Clarke College

Registration for English Classes Winter Term

Tick one: part-time full-time

Please complete using block capitals.

Surname: *BONNARD* First name: *JACQUELINE* Middle initial: *S*

Address: *16 WETHERBY DRIVE, BRISTOL, BS10 4ZY*

Telephone: *0117 922 3458*

Mobile: *07933 375 512*

Email: *JBONNARD@CLARKE.EDU*

I am interested in: morning afternoon evening classes.

- 1 She is interested in full-time classes. T / F
- 2 Her name is Bonnard Jacqueline. T / F
- 3 Her home phone number is 07933 375 512. T / F
- 4 Her email address is jbonnard@clarke.edu. T / F
- 5 She is interested in morning and afternoon classes. T / F

B Imagine you want to register for classes at Clarke College. Complete the form with your own information.

Clarke College

Registration for English Classes Winter Term

Tick one: part-time full-time

Please complete using block capitals.

Surname: _____ First name: _____ Middle initial: _____

Address: _____

Telephone: _____

Mobile: _____

Email: _____

I am interested in: morning afternoon evening classes.

C Now exchange your writing with a partner. Read your partner's form. Complete the information.

- 1 My partner's full name is ...
- 2 His/Her address is ...
- 3 His/Her phone number is ...
- 4 His/Her email address is ...
- 5 He's/She's interested in ... classes.

D Congratulate your partner.

Great! Well done! That looks good!