Unit 2
Lesson 1

My day



11

10 + 1 = 11

1 Find *11* and trace. Then draw lines.

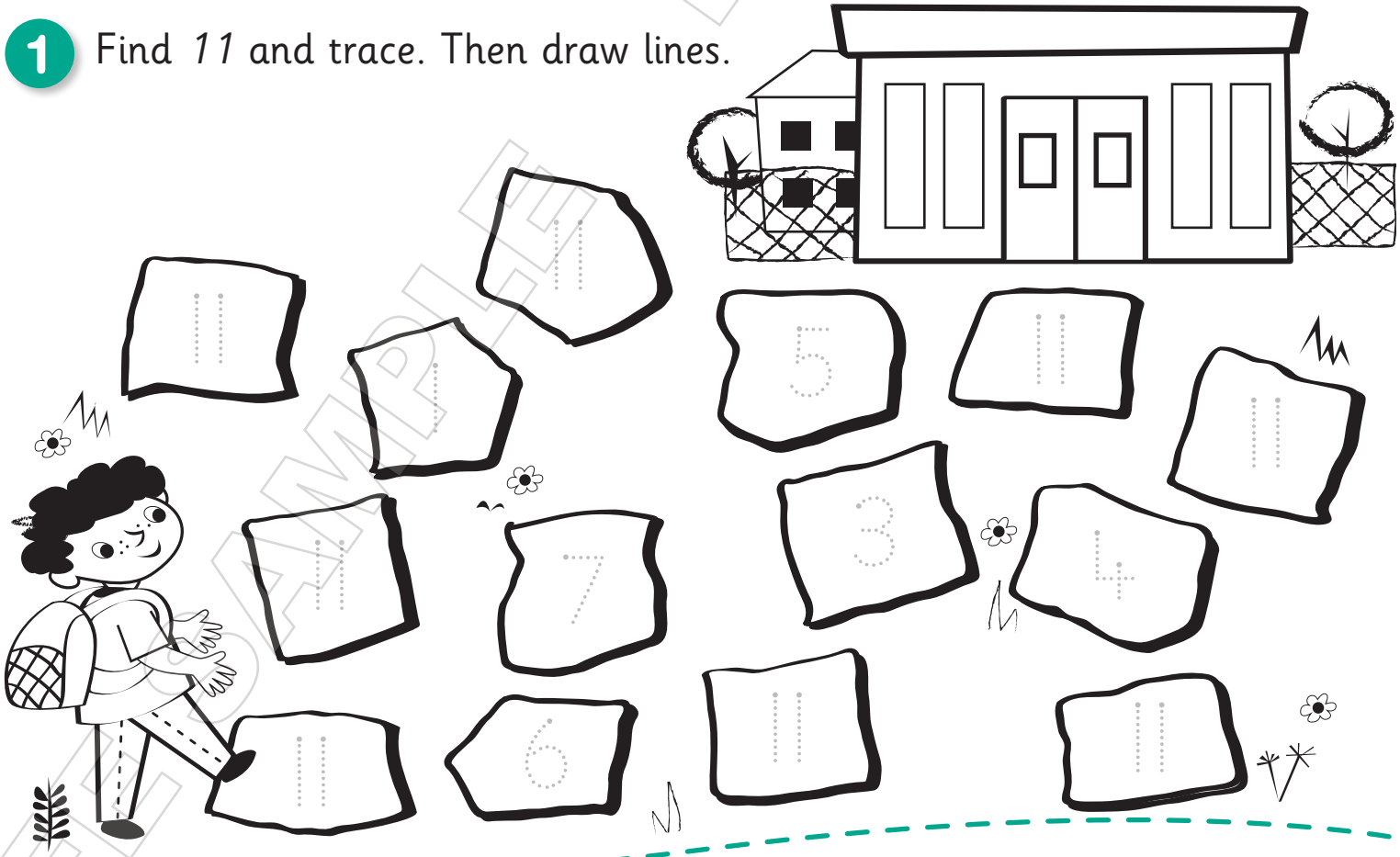

FREE SAMPLE

1

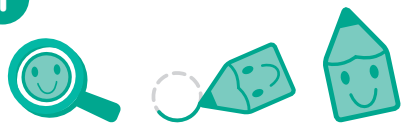

Find the stones with the number 11 and trace the number.
Draw lines between the stones with 11 to take Jack to school.

2 Count and circle.



a 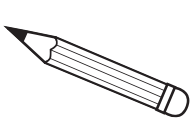 10 / 11

b 9 / 10

c 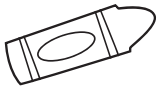 10 / 11

d 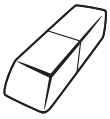 9 / 10

3 Write.



2 Count the school items in the main picture and circle the correct number.

3 Write the missing numbers.

FREE SAMPLE

12

$$10 + 2 = 12$$

1 Find *12* and trace. Then draw.

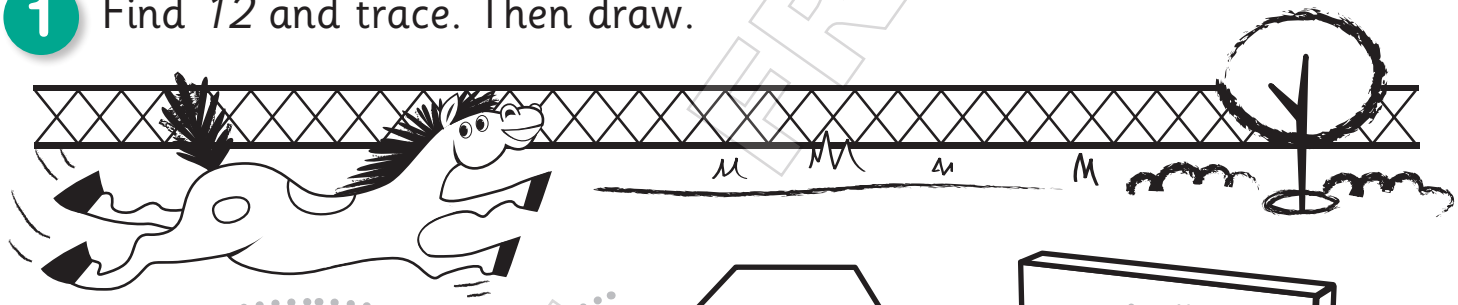



FREE SAMPLE

1

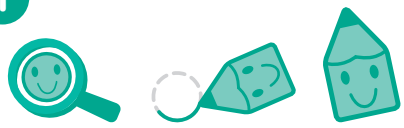

Find the obstacles with the number 12 and trace the number.
Draw lines to show where Horsey is jumping.

2 Match to make 12.

a





b



3 Draw to make 12.

a



b

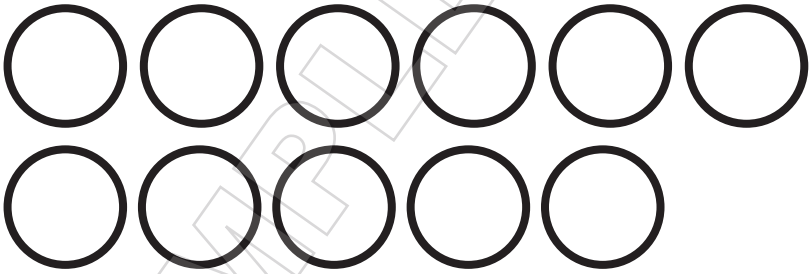

4 Write.



FREE SAMPLE

1 Match.

10

11

12

a



b

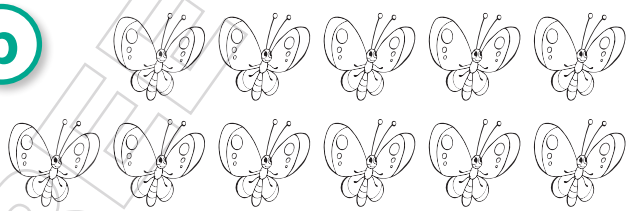

c



2 Complete.



FREE SAMPLE

1 Match the numbers to the correct items.

2 Complete the picture by joining the numbered dots.

3 Count and colour.





12			
11			
10			
9			
8			
7			
6			
5			
4			
3			
2			
1			



3

Count the items in the picture and colour the bars in the chart.

FREE SAMPLE

1 Find and colour.

10 = green 11 = red 12 = yellow



2 Count and circle.

a  = 10 / 11 / 12

b  = 10 / 11 / 12

1 Find the numbers in the picture and colour using the code.

2 Count the apples and juice and circle the correct total.

FREE SAMPLE

3 Count and write.

a How many carrots has Horsey got?



b How many carrots now?



c How many carrots now?

d How many carrots now?



e How many carrots now?

FREE SAMPLE

3

Count the carrots in each picture and write the number.