

WORKSHEET 1: A and a




Activity 1

This is the letter **a**.

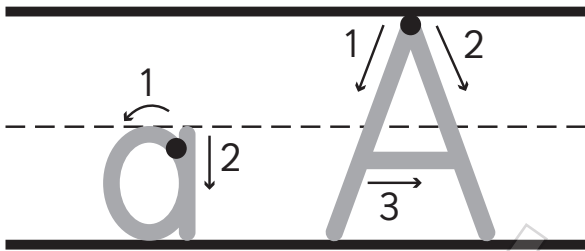
The capital letter is **A**.

This letter makes the sound **a** as in:




apple.

Activity 2



Activity 3



A = 2 3

a = 5 6

Point and say the food. Trace the letters. Find and circle the letters in the ants. Count the letters and circle the correct numbers.

WORKSHEET 1: A and a



Activity 4

Handwriting practice lines for the letters 'a' and 'A'. Each row consists of a solid top line, a dashed middle line, and a solid bottom line. The first row shows two lowercase 'a's followed by four dots on the middle line. The second row shows two uppercase 'A's followed by three dots on the middle line. The third row shows one lowercase 'a' and one uppercase 'A' followed by three dots on the middle line. The fourth row shows four dots on the middle line. The fifth row shows four dots on the middle line. The sixth row is empty.

Trace and write the letters.