

1 W każdej linijce zakreśl jeden wyraz, który nie pasuje do pozostałych.

- 1 poem      song      lyrics      tune
- 2 writer     poet      journalist   presenter
- 3 soundtrack   portrait   drawing   sketch
- 4 stage      director   design   performance
- 5 fair        cast      festival   carnival


2 Uzupełnij luki w zdaniach. Pierwsze litery brakujących wyrazów zostały podane.

- 1 It's enough to read the h\_\_\_\_\_ to know what the article is about.
- 2 The p\_\_\_\_\_ of the film was exciting and everything happened very quickly.
- 3 When was the last time you attended a circus p\_\_\_\_\_?
- 4 I've just watched an interesting d\_\_\_\_\_ about how the Second World War started.
- 5 Who is going to be the l\_\_\_\_\_ actor in the play?

3 Odpowiedz na pytania.

What do you call:

- 1 a person who makes clothes and decides what will be trendy? \_\_\_\_\_
- 2 a film about space and robots in the future? \_\_\_\_\_
- 3 music written by such composers as Mozart or Chopin? \_\_\_\_\_
- 4 a person who plays an instrument professionally? \_\_\_\_\_
- 5 famous people in show business? \_\_\_\_\_
- 6 the people who watch a play in a theatre? \_\_\_\_\_

4  Przeczytaj tekst. Spośród wyrazów podanych w ramce wybierz te, które poprawnie uzupełniają luki 1-3. Wpisz odpowiednią literę (A-F) obok numeru każdej luki. Uwaga! Trzy wyrazy zostały podane dodatkowo.

- |          |       |           |
|----------|-------|-----------|
| A tunes  | B put | C perform |
| D tricks | E act | F shows   |

<  New message

Seth,

Do you want to join an art club with me? I've just found an advert for an Art Centre and some new courses are opening next month. They have a drama club, where we can <sup>1</sup> \_\_\_\_\_ on a play and I'd really like to try this. Also, there is a music club where you can learn to compose your own <sup>2</sup> \_\_\_\_\_. Unfortunately, there is no longer circus club teaching basic magic <sup>3</sup> \_\_\_\_\_. Would you be interested?

Let me know,

Luke

5 Uzupełnij pytania, a następnie odpowiedz na nie.

- 1 What is your favourite book? Who was it \_\_\_\_\_ r \_\_\_\_\_ t \_\_\_\_\_ n by? Why do you like it so much?  
\_\_\_\_\_
- 2 What is the best film you have seen? Who is the main c \_\_\_\_\_ r \_\_\_\_\_ t \_\_\_\_\_ ?  
\_\_\_\_\_
- 3 Have you ever s \_\_\_\_\_ b \_\_\_\_\_ r \_\_\_\_\_ d to any YouTube channels? If yes, which ones? If not, why?  
\_\_\_\_\_
- 4 What is the most amazing \_\_\_\_\_ k of art you've ever seen?  
\_\_\_\_\_

6 Obejrzyj video i odpowiedz na zadane w nim pytanie.



▶ VIDEO 17

1 **Odpowiedz na pytanie.**

If you wrote a story about characters from a book that you like, who would you write about? Why?

---



---

2  **Przeczytaj tekst i odpowiedz krótko na pytania.**

1 Who creates fanfiction?

---

2 Which elements of an original novel can change in fanfiction? Name at least two.

---

3 Where can you find fanfiction stories?


---

4 How much does it cost to upload a fanfiction story?

---

talented at creative writing. Thousands of young amateur writers upload their pieces every day. What makes these websites so popular? To begin with, it's free of charge and easy to publish a story. Also, beginner writers get reviews from other fans, which encourages them to keep writing. Finally, it may be a great start for teenagers who would like to become professional authors one day, but still have problems with creating a book from scratch.

**Mika, 14:** I've just written a piece about Harry Potter set in space, in the far future. I'll upload it as soon as I reread it and correct any mistakes. I hope I'll get some good opinions. It would be awesome if J. K. Rowling read my piece ...

3  **Przeczytaj ponownie tekst. Uzupełnij luki w dialogu zgodnie z jego treścią. Luki należy uzupełnić w języku angielskim.**

- X: Have you heard of fanfiction?
- Y: No, what's that?
- X: These are fiction stories written by fans of original novels. They are like remakes of real books. For example, I read some Harry Potter adventures which take place <sup>1</sup> \_\_\_\_\_.
- Y: That sounds strange.
- X: I know! But it was fun 😊 There are some crossovers, too – people write about characters, events or places from <sup>2</sup> \_\_\_\_\_.
- Y: How does it work? Do you need to pay to publish?
- X: No! You just write your own story and <sup>3</sup> \_\_\_\_\_ it. And then you wait for <sup>4</sup> \_\_\_\_\_ – all the readers can express their opinion about your piece.
- Y: It sounds like something for me. You know how I always complain about coming up with something new, but once I know what to write about the words just flow.
- X: I know! I thought about you immediately. It's definitely a good start if you want to become a <sup>5</sup> \_\_\_\_\_ one day.

**Have you ever heard of 'fanfiction'?**



It is basically fiction written by fans of various novels. In other words, those who admire a particular work of literature can create their own stories based on the original adventures. Fanfiction writers can include the same characters or add new ones if they want to. They can also change the plot, combine the elements of different stories into one (it's called a crossover) or add a happy ending – it's all up to the writer. Very often, fanfiction stories present the writer's point of view about what happens in the original novel. And honestly – most of these stories are so fascinating that you just can't stop reading them.

The number of websites dedicated to fanfiction is impressive. If you ever visit any platform like that, you will be surprised by how many teenagers are

- 1 Wyobraź sobie, że kolega zwraca się do ciebie z następującymi prośbami. Napisz, jak zareagujesz.

1 Could I read your homework before I do mine?

\_\_\_\_\_

\_\_\_\_\_

2 May I use your phone to check my Facebook account? \_\_\_\_\_

\_\_\_\_\_

\_\_\_\_\_

3 Do you mind if I play some classical music?


\_\_\_\_\_

\_\_\_\_\_

4 Take me to the concert with you, will you?

\_\_\_\_\_

\_\_\_\_\_

- 2  **Uzupełnij dialogi, wpisując w każdą lukę brakujący fragment wypowiedzi. Wykorzystaj wyrazy podane w nawiasach, ale nie zmieniaj ich formy.**

1 (may) \_\_\_\_\_ the window?  
Sure thing! It's way too hot in here.

2 How about lending me some cash?  
(joke) \_\_\_\_\_?  
I'm completely broke!

3 Could I borrow these CDs?  
(go) \_\_\_\_\_. Just bring them back on Friday.

4 Do you think I could call you in the evening?  
Sorry, that (possible) \_\_\_\_\_.  
I'm going to a concert tonight.

5 X: (mind) \_\_\_\_\_ if I drop you at the bus stop?

Y: Not at all – my house is just round the corner.

### Conditionals: type 0, 1, 2



▶ VIDEO 18

- 1 **Uzupełnij każde zdanie tak, aby zachować znaczenie zdania wyjściowego.**

1 If you don't take an umbrella, you'll get wet.  
Unless \_\_\_\_\_.

2 Unless you are a member of the swimming club, you can't use this swimming pool.  
If \_\_\_\_\_.

3 If you don't speak slowly, I won't understand you. Unless \_\_\_\_\_.

4 The doctor will not see you if you don't make an appointment. Unless \_\_\_\_\_.

5 My dad will change his job unless he gets a pay rise. If \_\_\_\_\_.

6 Unless it rains, I will throw a party in the garden. If \_\_\_\_\_.

- 2 **Przetłumacz fragmenty zdań podane w nawiasach na język angielski. W każdą lukę wpisz maksymalnie trzy wyrazy.**

1 Sarah's in hospital at the moment. I'm sure she'll be very happy (*jeżeli odwiedzimy*) \_\_\_\_\_ her tomorrow.

2 My parents will be angry if I (*się spóźnię*) \_\_\_\_\_ for the lesson again.

3 I don't normally have problems falling asleep (*chyba że wypiję*) \_\_\_\_\_ too much coffee during the day.

4 Mark (*spóźni się*) \_\_\_\_\_ the train if he doesn't hurry up.

5 Unless Joanne (*przyniesie*) \_\_\_\_\_ her flash drive, I won't show the presentation.

- 3 **Uzupełnij zdania odpowiednią formą czasowników podanych w nawiasach. Jeśli to konieczne, dodaj inne wyrazy. W każdą lukę wpisz maksymalnie cztery wyrazy.**

1 (unless / she / stay) \_\_\_\_\_ at home to collect the parcel, she will have to go to the post office to pick it up.

2 If (there / no / fog) \_\_\_\_\_, the plane will land soon.

3 What do you do if (you / not have) \_\_\_\_\_ any homework?



- 4 (*he / lose / weight*) \_\_\_\_\_ quickly if he did some exercise.
- 5 If I (*not like*) \_\_\_\_\_ the present, I will not tell anybody about it.

**4 Przetłumacz fragmenty zdań podane w nawiasach na język angielski. W każdą lukę wpisz maksymalnie pięć wyrazów.**

- 1 (*Kiedy skończy się lekcja*) \_\_\_\_\_, we can go home.
- 2 I have to clean up my room (*zanim moi rodzice wrócą*) \_\_\_\_\_ home.
- 3 (*Czy zadzwonisz do mnie*) \_\_\_\_\_ as soon as you arrive?
- 4 Wait until the red light (*zmeni się*) \_\_\_\_\_ into green and then cross the street.
- 5 My parents will be happy (*kiedy dowiedzą się*) \_\_\_\_\_ my team has won the match.
- 6 Go straight ahead (*aż zobaczysz*) \_\_\_\_\_ a tall building, then turn right.
- 7 He'll buy a yacht (*jak tylko będzie miał*) \_\_\_\_\_ enough money.
- 8 I will check my email (*zanim pójdę*) \_\_\_\_\_ to bed.

**5 Uzupełnij zdania swoimi pomysłami.**

- 1 I will meet you when \_\_\_\_\_.
- 2 The game will not start until \_\_\_\_\_.
- 3 I have to hurry to return the book before the library \_\_\_\_\_.
- 4 Please call me as soon as you \_\_\_\_\_.
- 5 Think twice before you \_\_\_\_\_.
- 6 Read the instructions carefully before you \_\_\_\_\_.
- 7 My dad will change his job as soon as he \_\_\_\_\_.
- 8 We will visit Jack after \_\_\_\_\_.

**1**  01  **Posłuchaj nagrania o przygotowaniach do spektaklu i uzupełnij luki w e-mailu.**

  **New message**

Dear Miss Cooper,

It was great to hear that you agreed to be our  
1 \_\_\_\_\_.

I've talked to Rebecca and I have some information about the cast for you.

First of all, let me just tell you that we are very excited about putting on the play and some of us are already preparing. Phil, for example, is already 2 \_\_\_\_\_! Some other good news is that Gina has changed her mind about joining us and she wants to be 3 \_\_\_\_\_ in the play.

Finally, we have decided that Rebecca will be the queen and I will play the role of 4 \_\_\_\_\_.

So, I guess we finally have the cast. When can we start rehearsing?

Tom

**2**  02  **Posłuchaj wypowiedzi czterech osób na temat telewizji i odpowiedz krótko na pytania.**

1 Where does the speaker get the news from?

\_\_\_\_\_

2 Which medium does the speaker choose for fun?



\_\_\_\_\_

3 How long did the speaker use to watch TV?

\_\_\_\_\_

4 How are TV programmes changing, according to the speaker?

\_\_\_\_\_

**3**  02  **Posłuchaj ponownie nagrania i dopasuj do każdej wypowiedzi (1-4) odpowiadające jej zdanie (A-E). Jedno zdanie zostało podane dodatkowo i nie pasuje do żadnej wypowiedzi.**

A I watch so much TV that people think I'm an addict.

B I turn on the TV only for entertainment.

C Television programmes are getting worse year after year.

D For me, television is the best source of information.

E My opinion on watching TV has changed over the years.


1 \_\_\_\_\_ 2 \_\_\_\_\_ 3 \_\_\_\_\_ 4 \_\_\_\_\_

1 Wpisz czasowniki podane w nawiasach w odpowiedniej formie.


- 1 It's Suzie's birthday next month. If you (buy) \_\_\_\_\_ her circus tickets, she (be) \_\_\_\_\_ thrilled.
- 2 If we (receive) \_\_\_\_\_ more pocket money, we (go) \_\_\_\_\_ to the cinema every week, and now we can only do it once a month.
- 3 When an actor (get) \_\_\_\_\_ an Oscar, he immediately (become) \_\_\_\_\_ extremely popular.
- 4 John (call) \_\_\_\_\_ you after he (finish) \_\_\_\_\_ his after-school activities.
- 5 My parents (go) \_\_\_\_\_ to the theatre more often if they (not have) \_\_\_\_\_ to work so much.
- 6 I (open) \_\_\_\_\_ the window before I (leave) \_\_\_\_\_, OK?

2 Dokończ zdania własnymi pomysłami.

- 1 If I could spend a day with a famous actor,  
\_\_\_\_\_
- 2 I'll go to an outdoor concert when I \_\_\_\_\_  
\_\_\_\_\_
- 3 I'd be excited if my \_\_\_\_\_  
\_\_\_\_\_
- 4 As soon as I pass the final exam, I'll \_\_\_\_\_  
\_\_\_\_\_
- 5 I'd read more books if \_\_\_\_\_  
\_\_\_\_\_

3  Przetłumacz na język angielski fragmenty zdań podane w nawiasach tak, aby otrzymać logiczne i gramatycznie poprawne zdania. W każdą lukę wpisz maksymalnie trzy wyrazy.

- 1 If (będę spóźniony) \_\_\_\_\_, I won't see the beginning of the film.
- 2 We will let you know about the results (jak tylko) \_\_\_\_\_ we know them.
- 3 I (będę rozczarowany) \_\_\_\_\_ if she doesn't come to my party.
- 4 I won't tell anyone the news (dopóki nie będę) \_\_\_\_\_ sure.

4  Wykorzystując wyrazy podane drukowanymi literami, uzupełnij zdania z luką tak, aby zachować znaczenie zdania wyjściowego. W każdą lukę wpisz maksymalnie trzy wyrazy.

- 1 The moment she comes back, I'll leave. SHE I'll leave as soon \_\_\_\_\_ back.
- 2 I can't play basketball, because I'm not tall. IF I could play basketball \_\_\_\_\_ taller.
- 3 Teenagers are tired without eight hours of sleep. NOT If teenagers \_\_\_\_\_ at least eight hours, they are tired.
- 4 Imagine you became the lead actor - what then? YOU What \_\_\_\_\_ do if you became the lead actor?
- 5 We won't go outside in the rain. IT We won't go outside \_\_\_\_\_.



5 Zakreśl odpowiednie przymiotniki i dokończ zdania.

- 1 I'm always *depressed* / *depressing* when \_\_\_\_\_.
- 2 The last *fascinated* / *fascinating* book that I read was \_\_\_\_\_.
- 3 An exhibition I was truly *interested* / *interesting* in was \_\_\_\_\_.
- 4 I found the film called \_\_\_\_\_ pretty *shocked* / *shocking*.
- 5 As a child I was really *inspiring* / *inspired* by \_\_\_\_\_.

1 **Uzupełnij tekst, używając wyrażzeń z ramki Phrase Box ze str. 20. podręcznika.**

< ✉ New message

Magda,

I<sup>1</sup> \_\_\_\_\_ about Polish traditions. One of my classmates has invited me to his older sister's birthday party. His family comes from Poland so I thought I should know something about Polish culture. Do you have any special birthday traditions in Poland? Also, <sup>2</sup> \_\_\_\_\_ I should buy for a present? And what <sup>3</sup> \_\_\_\_\_ about getting her some flowers? Is it a good idea? Help me, please.

Jessica

2 **Uzupełnij e-mail trzema sugestiami dla Jessiki, używając wyrażzeń z ramki Phrase Box na str. 20. podręcznika.**

Jessica,  
Here's what you should do.

\_\_\_\_\_

\_\_\_\_\_

\_\_\_\_\_

\_\_\_\_\_

\_\_\_\_\_

\_\_\_\_\_

\_\_\_\_\_

\_\_\_\_\_

\_\_\_\_\_

\_\_\_\_\_

I hope my advice is useful. Have fun at the party!

M.

1 **Zakreśl właściwą odpowiedź: A, B albo C.**

- The special edition of this novel contains beautiful \_\_\_\_\_.  
 A paintings                      B illustrations  
 C designs
- As soon as I \_\_\_\_\_ the article, I \_\_\_\_\_ it online.  
 A will find, will share      B found, share  
 C find, will share
- When the rehearsal \_\_\_\_\_, you won't be able to go inside.  
 A begins                      B will begin      C began
- You can't go inside now. \_\_\_\_\_ not possible.  
 A That's                      B I'm afraid      C I'm sorry
- What \_\_\_\_\_ do if you \_\_\_\_\_ your favourite actress?  
 A will you, met                      B do you, will meet  
 C would you, met
- \_\_\_\_\_ if I sit here?  
 A Do you mind      B Can I                      C May I
- Last weekend, I attended \_\_\_\_\_ by my favourite band.  
 A an orchestra      B a festival                      C a concert
- What will we do if the tickets \_\_\_\_\_ sold out?  
 A be                      B are                      C will be

2 **Przetłumacz fragmenty zdań podane w nawiasach na język angielski.**

- I really enjoy watching (*filmy dokumentalne*) \_\_\_\_\_.
- You can watch (*ten serial na kanale*) \_\_\_\_\_ five.
- (*Jeżeli przyjedzie cyrk*) \_\_\_\_\_ to town, I'll definitely go.
- Do you like (*słuchać muzyki klasycznej*) \_\_\_\_\_?
- (*Po tym jak załadujesz obrazy*) \_\_\_\_\_, you cannot edit them.
- (*Zanim przeczytasz książkę*) \_\_\_\_\_, find some information about its author.
- If I (*musiał wystąpić przed publicznością*) \_\_\_\_\_, I'd be terrified.
- (*To opowiadanie zatytułowane jest*) \_\_\_\_\_ 'Places'.