

3

Why do we wear clothes?

Lesson 1 Vocabulary

- 1 ♻️ What can you see? Say.
 - 2 🎵 2.1 Listen and point.
 - 3 🎵 2.2 🔄 Listen, point and repeat.
Say the chant.
 - 4 Play *He's wearing*.
 - 5 Make the mini-cards.
- 🕒 Choose two friends and write:
He's / She's wearing ...



Lesson 2 Song

- 1 🎵 2.3 ♻️ Listen and say. What is missing?
 - 2 🎵 2.4 Listen and point.
 - 3 🎵 2.5 Listen to the *What are you wearing?* song and point. What is the extra word?
 - 4 🎵 2.5 ▶️ Listen. Sing and act out *What are you wearing?* song.
 - 5 🎮 Play *What are you wearing?*
- 👁️ Imagine you are a film character and describe your clothes.



Sam's corner



Imagine and draw.
What's on the
washing line?

Language: What are you wearing today?
I'm wearing (a hat). I'm wearing (trousers).

Lesson 3 Story The scarecrow wants a friend



Real English


- Thank you for the (hat).
- You're welcome.

1 ♻️ Play Hands on heads.

2 🎵 2.8 Listen and point.

3 🎵 2.9 Listen and repeat.

4 🎮 Choose and say. Write in your notebook.



1 There's a rabbit in the dress.

2 There's a mouse ...

3 There's a bird ...

Language: scarecrow, scarf; What are you wearing? I'm wearing (a scarf).



5 Look and say.



6 2.10 Listen and say.

 Count the hats in the story.



It's good to care about your friends.

Sam's corner

Draw a scarecrow and write.


Lesson 4 Communication

1 🎵 2.9 ♻️ Listen and say.

2 🎵 2.11 🎯 Listen and point. Act out.



3 🎵 2.12 Listen. Sing and act out the *Put on your sweater.* song.



4 Play *Put on, take off.*



Sam's corner

Prepare a funny sketch.

It's cold. Put on your scarf.

That's better.



🕒 Write three names of clothes starting with **s** and three ending with **s**.

Language: *It's (cold). Put on your (jacket). Take off your (sweater).*

Lesson 5 Vocabulary and Grammar

1 Play *Sam's sack*.

2 2.15 Listen, point and say. Play *Fast finger*.



new



old



clean




dirty

3 2.16 Look and say. Listen and point.



4 Make the scarecrow cut-out.



5 2.17 Listen. Play *Funny scarecrow*.



Draw a strange item of clothing and write: *My (sweater) is (small) and (dirty).*

Language: clean, dirty, new, old; *My (hat) is (new).*
My (trousers) are (old).



Lesson 6 Cross-curricular

- 1 Play *The four seasons*.
- 2 2.18 Listen. What clothes do we wear at different seasons?

Clothes and the four seasons



sunhat



boots



gloves



raincoat



sunglasses

- 3 Make a clothes poster. Draw, write and say.



Wear a sunhat and sunglasses in summer.



Sam's corner



What's your favourite season? Think, pair, share.

- Write what clothes you wear in different seasons.

Language: autumn, spring, summer, winter; boots, gloves, raincoat, sunglasses, sunhat; Wear (gloves) in winter.


Lesson 7 Culture


3

- 1  Look, think and say.
- 2  2.19 Listen. Point and say.



- 3  2.20 Listen and point.



- 4  What are you wearing to school today? Say and guess.
- 5 Play Mime and say.

 Think and write: My favourite school clothes are my ...

Language: apron, P.E. kit, sweatshirt, uniform; I wear (a uniform) to school. I'm wearing (a sweatshirt).

Lesson 8 Revision

1  Play *Sam's sack*.

2  2.21 Listen and point. Look and write.



dress

jacket

jeans

skirt

sweater

trainers

trousers

T-shirt

3  Look, point and say. Write.



clean

dirty

new

old



Cumulative Revision

3

4 Play Sam's six.

5 Look, read and match.

T-shirt	skirt	?	dress	Friday
fridge	?	sofa	bed	gym
classroom	library	toilet	?	jacket
?	kitchen	bathroom	hall	garden
Sunday	Tuesday	?	Monday	shower

6  2.22 Listen and say.

Sam's sounds

Thirty dirty skirts
and thirty dirty T-shirts.



7 Listen to your teacher, think and point.



Kids can - I can

