





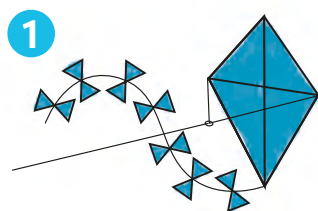
1 Fantastic toys

Lesson 1 Vocabulary 1


1  Listen and circle.




2 Trace. Look and colour.




 kite




 doll




 car



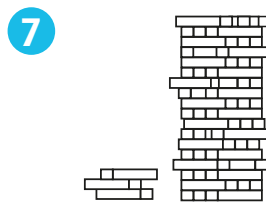
 bike




 scooter



 robot



 game



 alien



1 Listen and number.



2 Look and say.

What is it?

It's an alien.

1



2



3



4



Lesson 3 Letters and sounds

1  1.3 Trace the letter b. Listen and say.



bike



ball




button

2  1.4 Listen and circle the letter b/B. Listen again and say the chant.



3 Colour the words with b.




The toy garden

Lesson 4 Explore the story

1

After you read

1 Think about the story. Trace.



2 Think of a toy for the toy garden. Draw and say.



It's a car.

I can understand the story



eleven

> 11

Lesson 5 Vocabulary & Grammar 2



1  Listen and tick (✓) or cross (✗).

1


☒

☐

2



☐

☐

3


☐

☐

2 Draw a robot. Ask and answer.



Is it big?

Yes, it is.


Is it fast?

No, it isn't.



After you read

1 Think about the article on Pupil's Book page 16 and tick. 



1

a



b



c



2

a



b



c



2  Match and trace. 

1



2




3



4



5



It's a car.






It's a game.



1  Listen and tick (✓) or cross (✗).

1

☒
☐
☐




2





☐
☐
☐

3

☐
☐

2 Draw and colour your favourite toy. Ask and answer. 

What's your favourite toy?

It's a bike.



1 Trace the capital letters.

- 1 Name: Jenny.
- 2 My favourite toy is a scooter.
- 3 It's fast.



2 Write your name. Trace the capital letters. Choose and circle. Then draw.

Name: _____

My favourite toy is a



doll




ball



car



bike



game


It's



big



small




Review

1 Point. Ask and answer about the pictures.

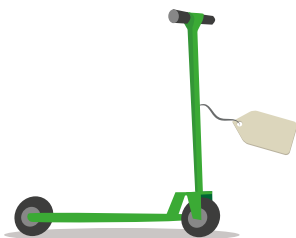


What is it?

It's a doll.



2 Trace.




1 It's a scooter . It's new .



2 It's a robot . It's old .


3 It's a car . It's fast .

4 It's an alien . It's big .



3  Look, listen and tick (✓) or cross (✗).


1



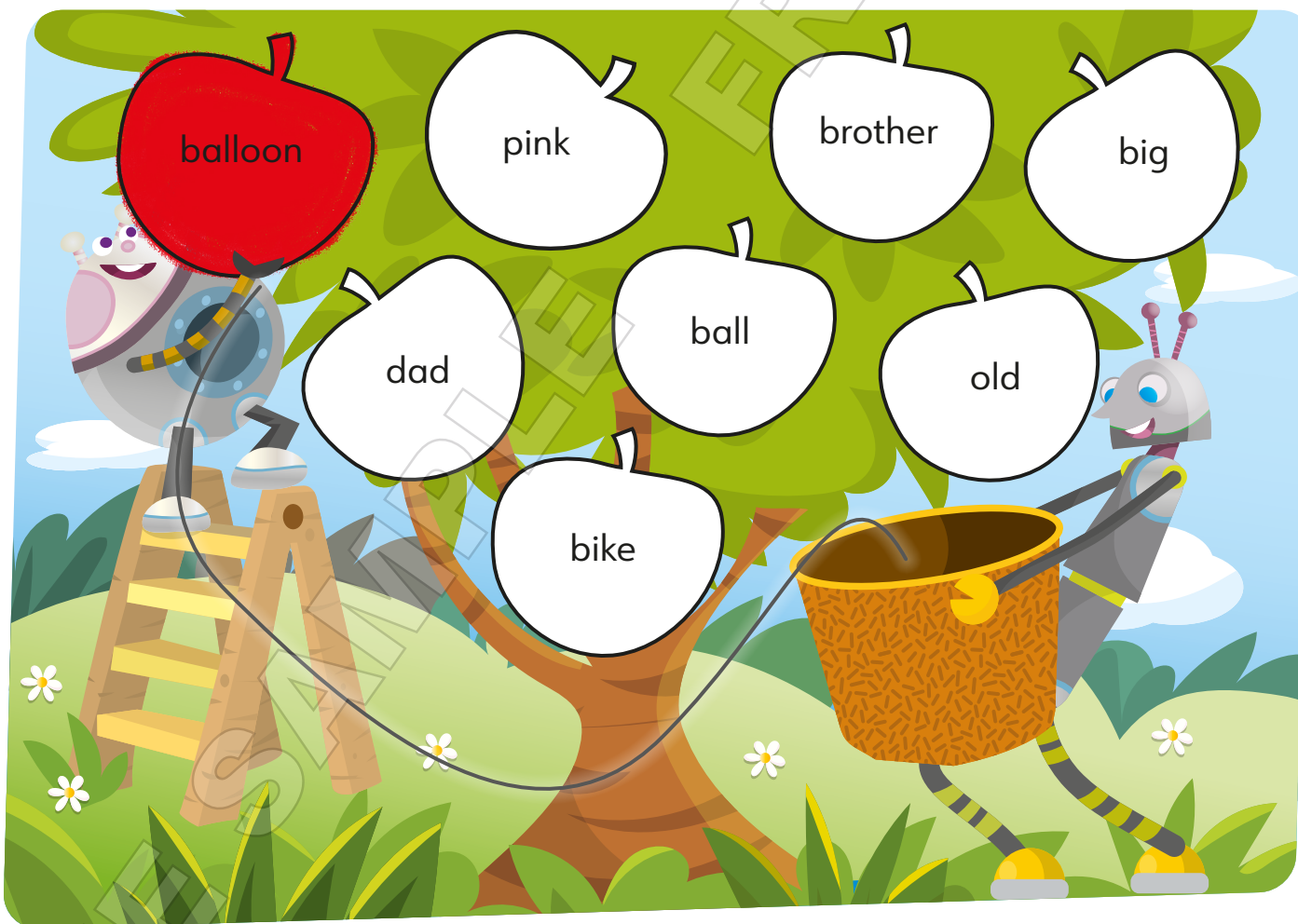
2



3




4 Find the words with *b*. Colour and draw lines.




Think about Unit 1

Draw, colour and tick (✓) your answers.

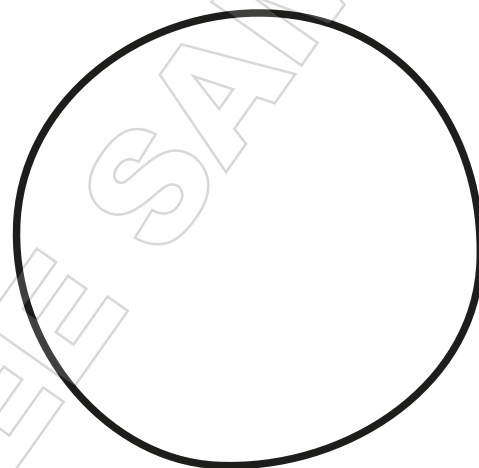
In this unit, I ...




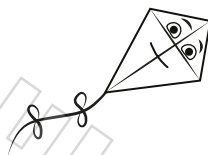


Now I can ...



My favourite part is ...



How I feel about my work in this unit:



What can I do next?

I can ...

practise the new words.

watch the story video again.

sing 'Play with me!' to my family.

play the digital games.

☐
☐
☐
☐

Go to the map on pp.4–5 of your Pupil's Book. Stick your Unit 1 pass.



- 1 Listen to your teacher and look. Put a tick (✓) or cross (✗) in the box. There are two examples.

Examples




It's a kite. ☒



It's a robot. ☒


Questions

1



It's a ball. ☐

2




It's a scooter. ☐

3




It's a doll. ☐

4



It's a game. ☐

5



It's an alien. ☐



Which word is the same
in your language?
car robot balloon