




## Lesson 1 Vocabulary 1

- 1  Look, count and say.
- 2  1.19 Listen, look and repeat.
- 3  1.20 Listen to the **Tiger's word** chant and point. Repeat.



- 4  1.21  Listen, find and point. Cover and say. 



pen




crayon



bag



pencil



ruler



rubber



pencil case



sharpener

- 5  Play **Tiger, Tiger, word or number?** Check with a friend.

## Lesson 2 Story

1  1.19  Listen, show and say.

2  1.22  Listen to the story. Say stop!

## Tiger Values

Say *please* and *thank you*!









3 Find and point. Say.



## Mouse Mystery



4 ✂ Make the mini-cards.

🎯 Choose three classroom objects. Say their colours.

## Lesson 3 Story activities

- 1  Look, say and choose.
- 2  1.23 Listen and say the missing words.
- 3 Match and say.

pen

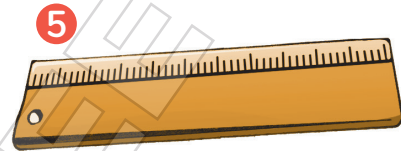
pencil

rubber

pencil case

bag

ruler



- 4  1.24  Listen, find and point. Sing *Can I have this pen, please?*

- 5  Find five differences. Point and say.



- 6  Close your eyes. Can you name eight classroom objects? Check.



## Lesson 4 Speaking

1  Find, point and say.

2  1.27 Look, listen and repeat. Say.

### Tiger Twister



One black cat

in my bag.

One sad rat

in my hat.

3   Make the supermarket basket. Act out the story.

4  1.28 Listen and repeat. Do the role-play.



 Say the *Tiger Twister* fast and slow.

Language: black, cat, bag, sad, rat, hat; Can I have this (pen), please? Yes, of course. Put it in the basket. Thank you.

Podstawa programowa: kreatywne myślenie, współpraca

## Lesson 5 Vocabulary 2

1  Play **Funny phone**.

2  1.29 Listen and point. Mime and say.



talk



draw



colour



play



sing

3  1.30  Listen and sing **I draw at school**. Point and say.

4  1.33 Listen, point and repeat. Ask and answer.



Do you draw  
at school?

Yes, I do.



5   Mime and guess. Check with a friend.

 Go to the Ping and Pong story on page 93.

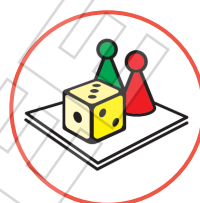





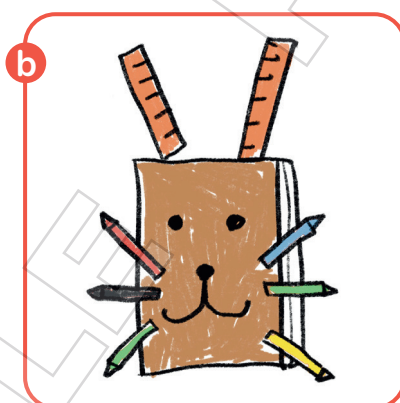

## Lesson 6 CLIL

1  Play with a friend. Look and say.

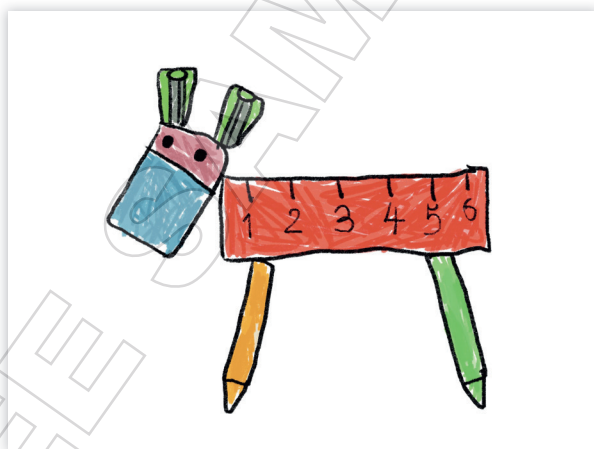
2  1.34 Listen, find and point.



3  1.35 Listen and choose. Say.



4  Talk and play with a friend. Draw and colour an animal. Say.



One rubber.

Two sharpeners.



 Play with your classroom objects and make an animal. Say.

## Lesson 7 Culture

1  Look, say and choose.

2  1.36  Listen, find and point. Say in Polish.



Pari, 7

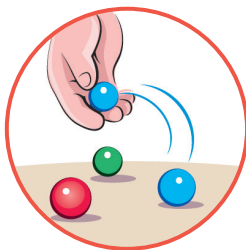


Cass, 8



Nora, 6

3  1.36  Listen again. Match pairs and say.



4 Mime. Ask and answer.

5 Think and draw. Show and say.

I'm Janek. I'm eight.  
At break, I play with  
friends.







## Lesson 8 Review

1  1.37 Listen, find and point. Match and say.

### Monkey Match



bag

crayon

ruler

pencil case

sharpener

pen

rubber

pencil

2 Play **Bingo!** 

3  1.38 Listen, find and point. Say.



talk

play

draw


colour

sing

4 👍 Can you do this in English? Check and point.

## Self-check ✓

- Znam przybory szkolne.
- Proszę o coś i dziękuję.
- Znam czynności wykonywane w klasie.
- Mówię, co robię w szkole.
- Śpiewam piosenki: *Can I have this pen, please?* i *I draw at school.*
- Recytuję wierszyk *Tiger Twister*.



5 🎯 Look and find the odd one out. Say.



## Cumulative Review

1				
2				
3		8		
4	1	9		6

➔ Go to the *Picture dictionary* on page 81.