

1 A website project

Reading comprehension

1 Read *The www project* again.

2 Match the phrases on the right to the sections from the leaflet on the left.

- | | |
|------------------------------------|-----------------------------------|
| 1 Introducing the project ... | a when to make contact _____ |
| 2 Team leaders – important people! | b project support _____ |
| 3 Working with your partner team | c project co-ordination _____ |
| 4 Time zones | d useful tips _____ |
| 5 Help is at hand | e what the project is about _____ |
| 6 Handy hints box | f planning and contact _____ |

3 You want some advice about the topics listed below. Which numbered section in Exercise 2 would you look in?

- 1 video conferences _____
- 2 responding to other teams' requests _____
- 3 media that can be used for the website _____
- 4 what to do if you fall behind _____
- 5 appropriate contact time _____
- 6 holding review meetings _____

OK, we'll send you those photos today. Could we also discuss ...?

4 One word in each sentence is wrong. Underline it. Write the correct word on the line.

- 1 The new website will have a worldwide presentation. _____
- 2 The website will cover four time areas. _____
- 3 The teams will have one day in New York for discussion and planning. _____
- 4 The project leader will give help and advice. _____
- 5 It will take several months to set up the website. _____

5 Complete the sentences with the words in the box. Make changes as necessary.

deadline back up assign request essential go off promptly perspective

- 1 From my Dad's _____, we don't get enough homework.
- 2 Sam had an argument with his friends so he _____ by himself.
- 3 After I finished my project I _____ all the files.
- 4 It's _____ to make copies of everything.
- 5 We just made the _____ for the competition.
- 6 The headteacher made a _____ for volunteers to tidy the playground.
- 7 When you are given homework, it's best to do it _____ so you don't fall behind.
- 8 Our teacher divided us into groups and _____ a different task to each one.

1 Write the words next to the correct definition.

assign appropriate access thoroughly supervisor co-ordinate conference monitor

- completely, carefully and in detail _____
- to regularly check something _____
- to organise an activity so everyone works together _____
- to give a task or put someone in a particular group _____
- to get information, especially from a computer _____
- a person who is in charge of an activity, a place or a group of people _____
- suitable for a particular situation _____
- a meeting where people have discussions _____

2 Which of these verbs can also be used as nouns? Look back at pages 8–9 in your Student's Book or use a dictionary to check.

request respond practise discuss access
encounter launch assign develop contact

- Practice with 'c' is a noun. Please do your piano **practice**.
- Practise with 's' is a verb. I **practise** the piano every day.
- In American English, *practice* is always spelled with 'c', whether it is a noun or a verb.

Look out!
Learn this.



3 Find the word groups.

co-ordinate back-up supervise access contact files website review

- Find four words to do with computing: _____
- Find four words to do with organising: _____

meeting promptly regular discussion conference deadline

- Find three words to do with time: _____
- Find three words to do with speaking together: _____

4 Circle the correct words to complete the sentences.

- The hotel has 24-hour room service and you can **request** / **contact** a meal at any time.
- Have you listened to the radio station that's just been **assigned** / **launched**?
- If you **encounter** / **monitor** a wild animal in the forest, keep still and don't scream.
- It's difficult to park anywhere in the central **perspective** / **zone** of the city.
- Computer **maintenance** / **practice** is important to keep it working efficiently.
- My uncle is a factory **supervisor** / **monitor** and he organises everyone's work.
- In the **conference** / **confusion** after the explosion, the robbers escaped with the money.
- Many different kinds of fruit are **available** / **appropriate** in the market.

Looking at language

Dictionary work

1 Use a dictionary. Look up these nouns and write their plurals.

- | | |
|----------------|------------------|
| 1 video _____ | 2 box _____ |
| 3 donkey _____ | 4 ruby _____ |
| 5 bureau _____ | 6 bus _____ |
| 7 knife _____ | 8 fungus _____ |
| 9 ditch _____ | 10 plateau _____ |




2 Which two words in Exercise 1 makes their plural in two ways?

Some **plural nouns** are listed in dictionaries.

people /'pi:pl/ noun [plural] C the plural of *person*

3 Write the singular of these plural nouns.

- | | |
|------------------|---------------|
| 1 children _____ | 2 teeth _____ |
| 3 geese _____ | 4 feet _____ |



Spelling

1 Write the abstract nouns formed from these verbs. The nouns all end in **-tion** or **-sion**. Use a dictionary to help you.

- | | |
|--------------------|----------------------|
| 1 to alter _____ | 2 to converse _____ |
| 3 to admit _____ | 4 to direct _____ |
| 5 to decide _____ | 6 to discuss _____ |
| 7 to correct _____ | 8 to interrupt _____ |


2 Complete the sentences with abstract nouns ending in **-sion** or **-tion**.

- 1 to solve a problem is to find a _____
- 2 to present something is to give a _____
- 3 to persuade someone is to use _____
- 4 to react to something is to have a _____
- 5 to be ambitious is to have _____

3 Choose one word from Exercise 1 and one word from Exercise 2. Use them in sentences of your own.

- 1 _____

- 2 _____



Language development

1 Write noun phrases for these descriptions of objects.

- 1 boots for wearing when you play football _____
- 2 a bag to use when you do the shopping _____
- 3 a bowl for eating soup from _____
- 4 a pot for putting a plant in _____
- 5 a place for a bus to stop _____

2 Write short descriptions of these objects. Use both nouns in your description.

- 1 writing paper paper for writing on _____
- 2 computer monitor _____
- 3 space rocket _____
- 4 helicopter pilot _____
- 5 bird cage _____

3 Read these newspaper headlines then complete the sentences.

Motorway accident enquiry

- 1 The story is about an _____ into an _____ on a _____.


Oil tanker disaster

- 2 The story is about a _____.

Factory fire rescue

- 3 The story is about _____.

4 Write the headline for this event. Use three nouns. Check it makes sense.



Thinking what the story is about will help you work out the headline.

Headline: _____

The story is about _____

Grammar

1 Complete the sentences with the verbs in brackets. Use the present simple or the present continuous.

- 1 Jack and Laura _____ their trip to New York. (enjoy)
- 2 Today they _____ souvenirs and gifts for their families. (buy)
- 3 Laura always _____ lots of photos. (take)
- 4 Jack _____ not _____ the way to their hotel. (remember)
- 5 Tomorrow morning they _____ Professor Brown. (meet)
- 6 Jack and Laura _____ not _____ to leave New York yet. (want)
- 7 Tomorrow evening they _____ to the airport by taxi. (go)
- 8 They _____ not _____ forward to their long flight home. (look)

2 Complete the sentences with the verbs in the box. Use the past simple or the past continuous.

begin	get	look	like	visit	shine	arrive
wear	fly	love	go	feel	wait	walk

- 1 In the holidays Ross and his friends _____ to New York.
- 2 Professor Brown _____ for them when their plane _____.
- 3 When they _____ to their hotel, they _____ very tired after their long journey.
- 4 When they _____ out of their window the next day, the sun _____ brightly.
- 5 While they _____ in Central Park, it _____ to rain.
- 6 Unfortunately, they _____ not _____ raincoats.
- 7 During their stay they _____ museums and _____ to the theatre.
- 8 Holly _____ not _____ American food but Jack _____ it.

3 Write questions for the answers.

- 1 **Where** _____
The prize-winners come from eight different countries.
- 2 _____
No, they're not spending two weeks in New York.
- 3 **When** _____
They're going home the day after tomorrow.
- 4 **Who** _____
They saw a famous film star in the department store.
- 5 _____
Yes, Laura takes photos all the time.
- 6 **What** _____
They were shopping yesterday afternoon.

Don't forget the question marks!



1 Complete the sentences with *will* and the verbs in the box.

share create work stay

- The students _____ a new international website.
- When they get home, they _____ in touch.
- Each team _____ with another.
- All the students _____ information about the four subject areas.

2 Finish the sentences with *going to* and your own ideas.

- Creating the website _____.
- Teams from around the world _____.
- Look! Here's Professor Brown. He _____.
- There is so much traffic on the road to the airport that we _____.

3 Complete the sentences with the verbs in the box. Use the present perfect simple.

eat choose meet see buy

- The students are in New York. They _____ some interesting people there.
- Holly _____ just _____ a new dress but she _____ not _____ it yet.
- _____ you ever _____ this film?
- I _____ never _____ Chinese food.

4 Write sentences using the words in brackets. Use the present perfect continuous.

- (passengers – wait – half an hour)
There's a long queue at the bus stop. _____
- (revise – science exam)
Joe's looking tired. _____
- (discuss – new project)
The students are excited. _____
- (exchange – email addresses)
We want to stay in touch. _____

5 Complete the sentences with *make* or *do* and the words in the box.

practice announcement copies research

- Listen carefully! I need to _____ an important _____.
- Professor Brown _____ enough _____ of the leaflet for all the students.
- Has George _____ his piano _____ yet?
- The students will _____ into four broad subject areas.

Individual writing: writing to advise

You have read the **advice** given to students on the website project. You are now going to send an **email** to a pen friend who is visiting your part of the country for the first time. Your pen friend is flying in from New York and it is his/her first journey by plane.

Read Student's Book page 15 again.
It tells you how to write advice.

Give your pen friend advice so that he/she can:

- 1 prepare for the journey
- 2 have a trouble-free time at the airport
- 3 have a comfortable flight
- 4 have an enjoyable stay

Things to think about:

1 Preparing for the journey

- What will you advise your friend to pack?
This will depend on the weather.

hot cold dry wet

Advise your friend on the clothes that will be suitable.

- What will your friend need in his/her luggage?
There are certain things he/she will need in his/her hand luggage.


passport tickets visa

Add to the list.

- There is always a lot of 'hanging about' in airports.
What should your friend pack in his/her hand luggage?

novel puzzle book travel guide

Add to the list.



2 At the airport

What advice will you give your friend about:

- when to arrive at the airport?
- 2/3 hours before the plane takes off?
- just before the plane takes off?

3 In the air

The flight from New York is a long one!

Will you advise your friend to:

- stay in the seat the whole time
OR walk about from time to time?
- drink plenty of water
OR drink very little?
- stay awake for the whole flight
OR try to get some sleep?

What other advice could you give your friend?



4 Your pen friend's stay

- Should you organise lots of things to do on the first day OR have a day of rest?
- What places in your area could you suggest your friend should see?
- When do think it would be a good time for him/her to go shopping? What might he/she want to buy?

Write your email of advice.

Remember

- **Make it clear** what you are emailing your friend about.
- Use **imperative verbs** for things your friend **MUST** do.
- Use the **language of advice** for things you could suggest and organise to make your friend's trip enjoyable.
- Use a **personal style**.
- Use **precise language**.

Useful vocabulary

*climate
foreign currency
travel insurance
travel sickness pills
sight-seeing
souvenirs*

Listening and speaking

1

1 Complete the dialogue. Use the verbs and expressions from the boxes.

be wonder do think love wear look
hope fancy

Absolutely! You're joking! I bet fingers crossed!
wait and see How about Well I'm really into



Ross: What _____ you _____ of these topics then?

Holly: _____, they're all really interesting.

Jack: I _____ we get science. We can _____ at space travel.
Or robots. I _____ a project on robots last year.

Ross: Education's interesting. _____ schools in Kenya are different from our schools.

Holly: I _____ if they _____ uniforms like we do.

Ross: Which topic _____ you _____, Holly?

Holly: My favourite's the Arts. _____ music and the theatre.

Jack: I _____ never _____ to the theatre.

Holly: What? _____!

Laura: _____ the Environment? That's really fascinating.

Ross: _____! I _____ really _____ to get that topic.

Jack: We'll just have to _____.

Laura: And keep our _____!

Individual speaking

1 Imagine that you are going to take part in the website project. Answer the questions.

1 Which subject area do you think is the most interesting? Circle the topic.

The Arts Science The Environment Education

2 Why are you especially interested in this topic?

3 Choose one aspect of this topic to talk about.

4 Why do you feel that this is important or interesting?

2 Think carefully about the aspect of the topic which you have chosen.
Do research if necessary and make notes.

3 Write sentences about your chosen area.

4 Talk to the class about your chosen area on the website project.

You could start like this:

Hello, everyone. Today I'm going to talk about an exciting new project.

Here is one way you could finish:

That's the end of my presentation. Thank you very much for listening.