

1 Read and match. Colour and say.

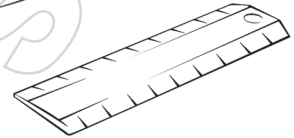
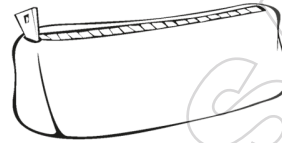
1 a blue book

2 an orange pencil case

3 a brown ruler

4 a green school bag

5 a red computer



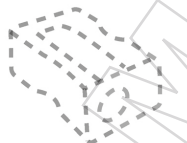
2 Read and trace.



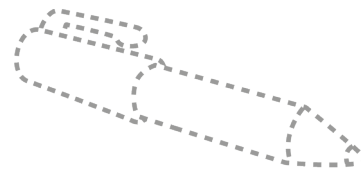
1 crayon



2 pencil



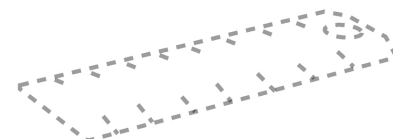
3 sharpener



4 pen



5 rubber



6 ruler



5

five



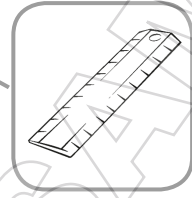
1 Read, follow and draw.

1 Where's my ruler?

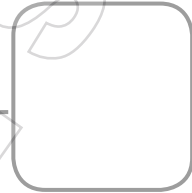
2 Where's my sharpener?

3 Where's my book?

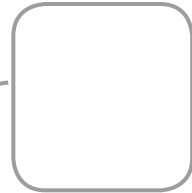
4 Where's my crayon?



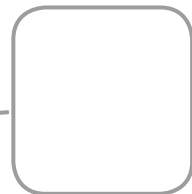
It's here.



It's here.



It's here.



It's here.

2 Talk Partners Choose and circle. Act out.

Oh no! Where's my   ?

It's here.




And where's my   ?

It's here, too. Look!




Thank you.

After you read

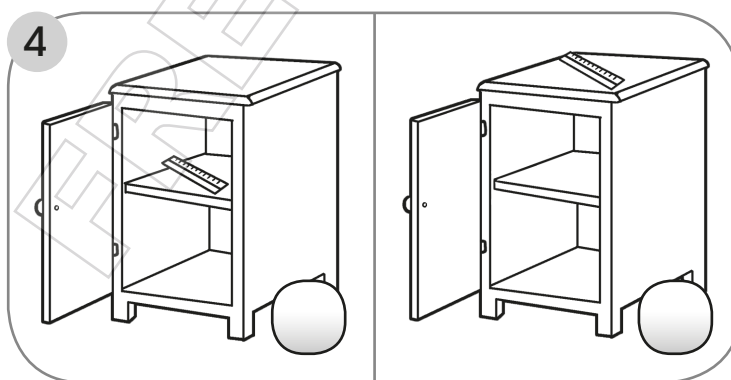

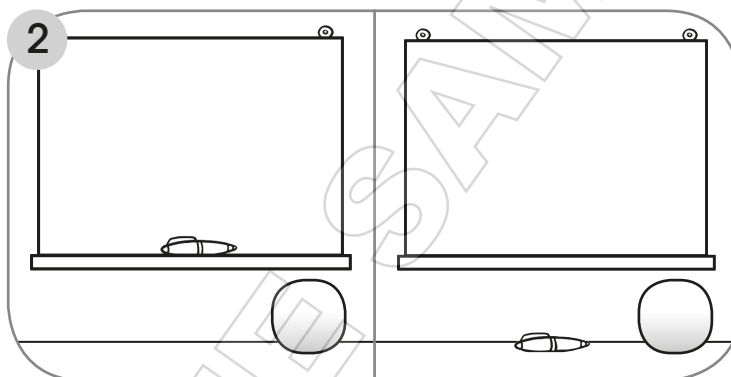
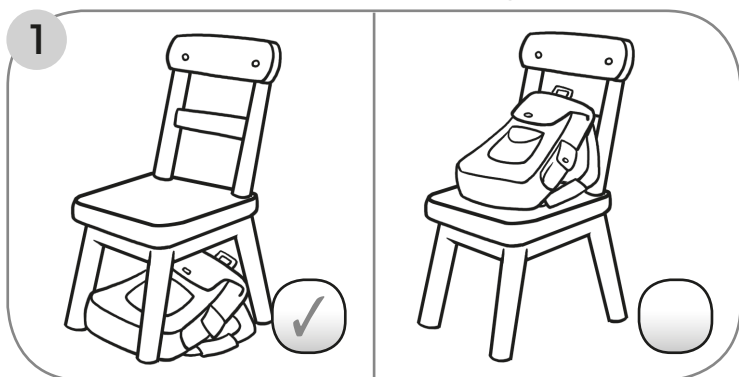
1 Remember the story. Look and number.



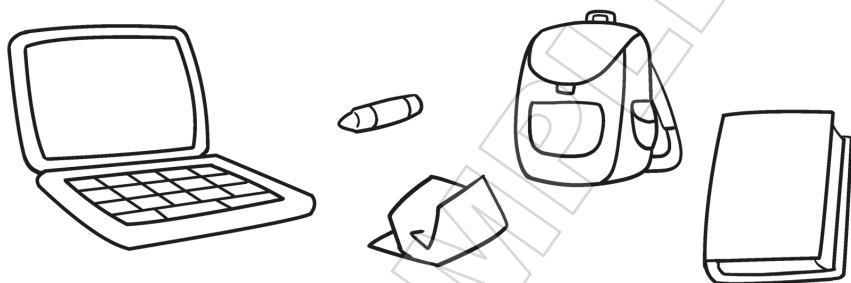
2 Read. Colour the objects in the story.




1 Listen and tick (✓).  CD1 19



2 Read and draw.



- 1 Put the book on the shelf.
- 2 Put the computer on the desk.
- 3 Put the paper in the bin.
- 4 Put the school bag under the chair.
- 5 Put the crayon in the cupboard.




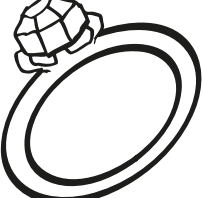
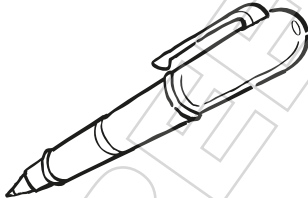





Toby's tongue twister

1 Say.



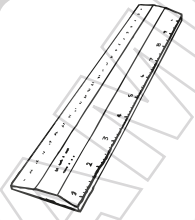
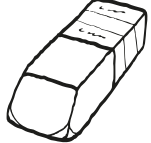


r - r - r. A red rabbit on a red ruler.



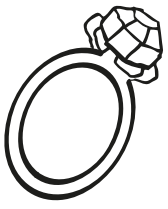

2 Colour the words that begin with 'r'. Say.

 rug	 ring	 pen	 rabbit
 rat	 hat	 read	 run

3 Talk Partners Play *Fast finger!* in pairs.

Rubber!

Here!

Play Fast finger!: Pupils play with their Talk Partner. Pupil A says a word and Pupil B points to the picture as quickly as possible. They swap roles and repeat. They continue playing until they have found all the words.



1 Listen and number. Say.  CD1 23



We sing songs.



We listen to the head teacher.



We clap our hands.



We play music.




Think about your culture




What do you do at school?

2  Read and tick (✓). Draw and say.


- 1 I listen to the head teacher.
- 2 I play music.
- 3 I sit on the floor.
- 4 I sing songs.




1 What's missing? Look, circle and draw.



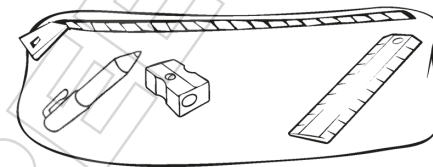
1 Where's my **ruler** / **crayon**?



2 Where's my **sharpener** / **pen**?




3 Where's my **ruler** / **pen**?



4 Where's my **crayon** / **sharpener**?

2 Match and circle.



1 Put the **pencil** / **computer** in the **pencil case** / **school bag**.

2 Put the **school bag** / **computer** on the **desk** / **shelf**.

3 Put the **pencil case** / **school bag** under the **shelf** / **desk**.

3



My progress

Use your traffic light. Listen to the teacher and point.

Key for Activity 3: 1. I can say the names of classroom objects. 2. I can ask *Where's my pen?* 3. I listen to the teacher and my friends. 4. I put my hand up to speak. 5. I tidy up my things.



7

Seven



1 What's missing in the school bag? Listen and circle.

1					
2					
3					
4					



What's in your school bag?

2 Read and tick (✓). Draw, point and say.

- 1 book
- 2 snack
- 3 pencil case
- 4 water
- 5 ruler



3 three



Let's practise spelling!

	Look	Read	Trace
1		book	book
2		pen	pen
3		rubber	rubber
4		pencil	pencil
5		ruler	ruler
6		crayon	crayon
7		sharpener	sharpener
8		computer	computer
9		school bag	school bag
10		pencil case	pencil case



eight