

Let's go shopping!

1 Read and match.

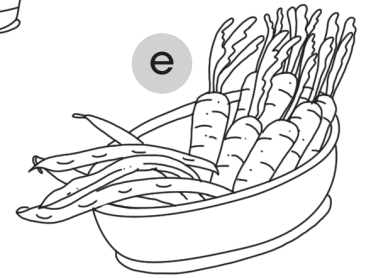

1 bread and pineapple

2 tomatoes and potatoes

3 sweets and lemons

4 yoghurt and peaches

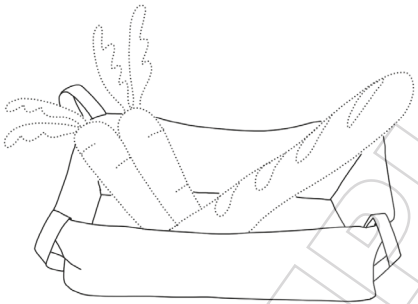
5 green beans and carrots



2 What's in the bag? Draw and write.

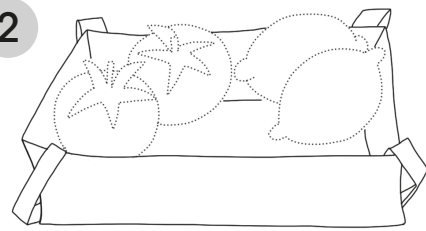
sweets lemons ~~bread~~ potatoes green beans
 carrots tomatoes yoghurt pineapple peaches

1




bread and _____

2




_____ and _____

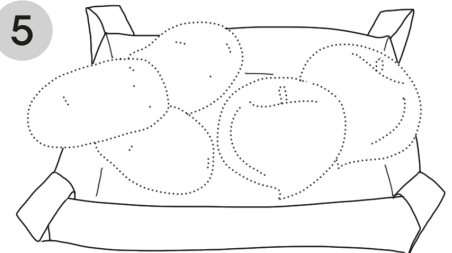
3



4



5







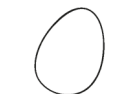
Remember
a / an / some

1 Look, read and write.

~~bread~~ peach grapes apple carrots egg


1  Can I have some bread, please?

2  Can I have _____, please?


3  Can I have _____?

4  Can _____?

5  _____?

6  _____?

2  **Talk Partners** Choose and write a conversation. Act out.



Can I have a _____, please?

Here you are.

Can I have an _____, please?

Here you are.

Can I have some _____, please?

Thank you very much.

You're welcome.




After you read

1 Read and write true or false.

- 1 Jake and Molly buy bread and yoghurt for breakfast. true
- 2 Jake and Molly buy potatoes and tomatoes for lunch. _____
- 3 A naughty parrot takes the food. _____
- 4 Jake and Molly see the parrot take the food. _____
- 5 Toby rings the bell. _____
- 6 Toby has got all the food for breakfast, lunch and dinner. _____

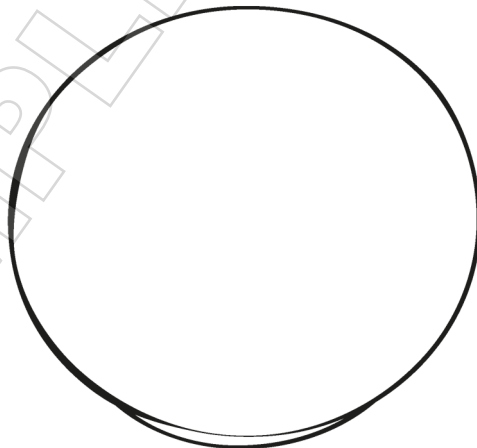
2  What do you have for breakfast, lunch and dinner? Draw and write.



breakfast

I have


_____.



lunch

I have

_____.



dinner

I have

_____.





1 Listen and write the numbers.  CD1 40





2 Look and write.

 How much is this?



 How much are these?

1   How much are these?
They're twenty-six cents.

2   How much _____?
It's _____.

3   _____?

_____.

4   _____?

_____.













Toby's tongue twister

1 Write and say.




ee - ea. Qu ee n J ee n ee ts m ee t
and the gr ee n sh ee p ee ts ch ee se.

2 Colour the 'ee' words red and the 'ea' words blue. Say.

 sheep	 meat	 bee	 ice cream	 peach
 three	 sweets	 peas	 queen	 cheese

3 **Talk Partners** Play *Memory chain* in pairs.



three

three, bee

Memory chain

three, bee, peas

three, bee, peas, meat ...

Play Memory chain: Pupils play with their Talk Partner. Pupil A chooses a word and says it. Pupil B repeats Pupil A's word and says a word of their own. Pupils take turns repeating and adding words to the chain.





1 Listen and write. Match. 

CD1 45


pancake sugar school ~~Mum~~ lemon

1 I help Mum make the pancakes.

2 Mum tosses the _____ in the air.

3 I put _____ and _____ on my pancake.

4 At _____, we have pancake races.



 **Think about your culture**



Do you have special food in your country?

2  **Read and tick (✓). Draw, write and say.**

- 1 There's special food in my country.
- 2 I eat pancakes on a special day.
- 3 I eat cake on a special day.
- 4 I help my mum make special food.
- 5 I help my dad make special food.





After you read**1 Read and number. Match.**

Then, add the eggs for eyes. Put an olive in the centre of each egg.

First, put the slices of cheese on the slice of bread.

Finally, add the salad for the hair.

Now, add an olive for the nose and a piece of carrot for the mouth.

Text type: **A recipe****2 Choose and write your own recipe. Draw.****You need**

bread _____





First, put the _____ on the bread.

Then, add the _____ for eyes.

Now, add the _____ for the nose
and the _____ for the mouth.

Finally, add the _____ for the hair.





1 Look, read and write.

How much is this? How much are these?

1 How much is this _____ ?




It's fifty cents.

2 _____ ?



They're _____ cents.

3 _____ ?



It's _____ cents.

4 _____ ?



_____.

5 _____ ?



_____.

2 **Talk Partners** Look and write. Ask and answer.

1  Can I have some bread, please _____ ?

Yes. Here you are _____.

2  Can _____ ?

Yes. _____.

3  _____ ?

_____.

4  _____ ?

_____.

Remember
a peach
an orange
some bread
some carrots

3 **My progress** Use your traffic light. Listen to the teacher and point.


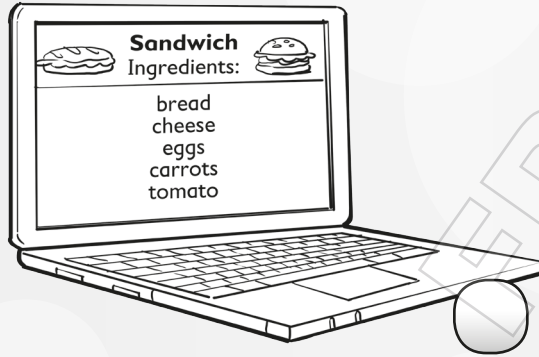

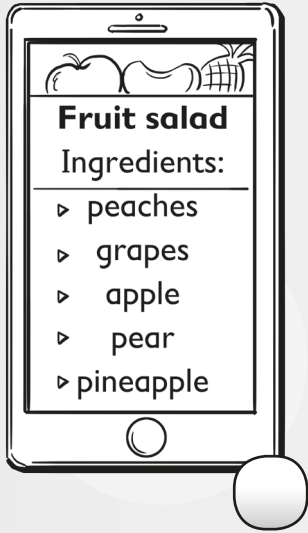
Key for Activity 3: 1. I can say and write the ten food words. 2. I can ask for different food. 3. I can say how much food is. 4. I can read and write a recipe. 5. I remember to say please. 6. I work well with my Talk Partner.



Finding recipes online

1 What recipes are they making?

Listen and number.



What's on your pizza?











2 Think and write. Draw your pizza.

My pizza has got

- 1 _____
- 2 _____
- 3 _____
- 4 _____
- 5 _____



Let's practise spelling!

Look	Copy	Cover and write
1  lemons	_____	_____
2  pineapple	_____	_____
3  tomatoes	_____	_____
4  potatoes	_____	_____
5  bread	_____	_____
6  peaches	_____	_____
7  carrots	_____	_____
8  green beans	_____ _____	_____ _____
9  sweets	_____	_____
10  yoghurt	_____	_____

