

1 Read and complete.

Dear Lily,

Don't forget your chores this week!



1 make your bed



2 _____ your pet



3 _____ the floor



4 _____ the table



5 _____ dinner




6 _____ the dog

Thanks for your help.
Love Mum and Dad

Dear Josh,

Don't forget your chores this week!



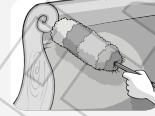
7 _____ up



8 _____ up



9 _____ the plants



10 _____



11 _____ the table



12 _____ the car

Thanks for your help.
Love Mum and Dad

2 Write about the chores you do and don't do.

make my bed tidy up clear the table
wash the car walk the dog cook dinner

1 I _____

2 I don't _____

3 _____

4 _____

5 _____

6 _____



12-4-56-80-20-20-56

1 Complete the sentences in the grammar table.

My sister always the floor lays tidies

1 My mum	_____	washes	up.
2 My brother	often	_____	the table.
3 _____	sometimes	hoovers	_____.
4 My friend	never	_____	up.

2  Complete the sentences. Use *always*, *often*, *sometimes* and *never*.



- 1 My mum _____ washes up.
- 2 My dad _____ cooks dinner.
- 3 My friend _____.
- 4 My _____.
- 5 My _____.



My mum sometimes washes up. My dad often cooks dinner.

Remember!

✓✓✓ always ✓✓ often
✓ sometimes ✗ never

3  Write the questions. Read and answer.
Ask and answer.  **Talk Partners**

Yes, he does. Yes, she does. No, he doesn't. No, she doesn't.

- 1 your mum / the car Does your mum wash the car? _____
- 2 your dad / the floor _____
- 3 your grandma / dinner _____
- 4 your grandad / the plants _____
- 5 your friend / the table _____
- 6 your friend / the dog _____

CODE!

48-36-8-72-4-72-98

After you read

1 Read and order the sentences.

- a The children walk under the sea.
- b The children go down some steps.
- c The children discover a secret tunnel.
- d The children see a very big shadow.
- e The children hear a voice.
- f The children see Grandma.

1



2 Listen and circle the eight mistakes. Listen again. Write the correct words.



Our Adventure Blog *by Lily, Josh and Ravi*

In this adventure, we discover a secret wall behind a curtain. We go up some steps. The tunnel is very light and wet. It goes under the river. In the tunnel, we see some drums and we see a very small shadow on the wall. Finally, we go into a cave and we see Grandad. She's practising the guitar.

1 tunnel 2 _____ 3 _____ 4 _____
 5 _____ 6 _____ 7 _____ 8 _____

3 Thinking skills Read and complete. What do you think?

- 1 The story is funny / boring / sad / interesting / exciting / scary.
- 2 My favourite character is _____ because _____
- 3 I give the story _____ stars.



CODE! 28-98-52

1 Circle and write the free-time activities. Use the extra letters to make the mystery word.

readcomics liwatchdvdsgplaycomputergamestplayboardgameshodrawpicturesudopuzzlesse

1 read comics 2 _____ 3 _____
 4 _____ 5 _____ 6 _____

The mystery word is _____.

2 Order the words in the grammar table. Write the sentences.

1 How often	Lily	does	watch DVDs?
2 does	read comics?	How often	Josh
3 draw pictures?	How often	Ravi	does
4 does	Lily	How often	do puzzles?

1 _____
 2 _____
 3 _____
 4 _____

3  **Thinking skills** Look at the chart. Write sentences about Ravi.

	Monday	Tuesday	Wednesday	Thursday	Friday	Saturday	Sunday
1 watch TV	✓		✓		✓	✓	✓
2 read comics			✓		✓		
3 listen to music	✓	✓	✓	✓	✓	✓	✓
4 draw pictures		✓					


1 Ravi watches TV five times a week.
 2 _____
 3 _____
 4 _____



12-60-72-72-36-16-60-72

Speak and spell

1 Complete and say.



2 Find and circle the words. Classify and write.

u c h a i r o w i t c h f k i t c h e n e

t
o
r
c
h
e
u
w
a
t
c
h
l

ch
chair

tch

b e a c h s c a t c h a p i t c h g c h o r e

3 **Talk Partners** Test your friend. Ask and answer.



What's this word? W-A-T-C-H.

It's watch.

That's right. Well done!



CODE! 64-48-4-98-28-72-60-84-56-16



Literacy Text type: a fable

After you read

1 Read and tick (✓).

1 Anansi doesn't like ...

doing chores.

vegetables.

3 Anansi gives a web to ...

six friends.

eight friends.

2 Anansi doesn't want to ...

eat lunch.

help his friends.

4 The friends pull the webs when ...

Anansi is next to the river.

Anansi is at home.

2 **Thinking skills** Find the words in the fable. Read and complete.

greedy lazy greedy lazy

1 Anansi is _____ because he doesn't help his friends.

2 Anansi is _____ because he wants to eat eight lunches.

3 The message of the story is don't be _____ and don't be _____.

3 **Talk Partners** Read and order. Act out with a friend.

a Mmm. They smell delicious.

b Oh! Yes, please.

c Hello, Rabbit. What are you cooking?



d Hello, Anansi. I'm cooking vegetables.

e Do you want to have lunch with me?

f Good. You can help me cook.

CODE!

32-4-48-48



Plan your writing

1 **Cooperative learning** Work as a class. Plan the end of the fable. Make notes.

1 What does Turtle say to Anansi? 'You can't wear a coat when you eat lunch ...'

2 What can't Anansi do? swim under water climb walk


3 What happens when Anansi takes off his coat?

He floats to the top of the river.

He eats lunch at the bottom of the river.

4 How does Anansi feel at the end of the fable?

cold hungry tired wet



2 Use your notes to write the end of the fable.

Turtle has a clever idea. He says, 'You can't wear a coat when you eat lunch ...'

Anansi can't _____

When Anansi takes off his coat, he

Anansi goes home. He's very _____

Share and check

3 Read your fable with a friend. Write a tick (✓) or a cross (X).

The animals speak.

I use adjectives.

Anansi learns a lesson.

The spelling is correct.



24-60-60-80-8-4-48-48 64-36-80-12-32

1 Listen and write.  CD1 44

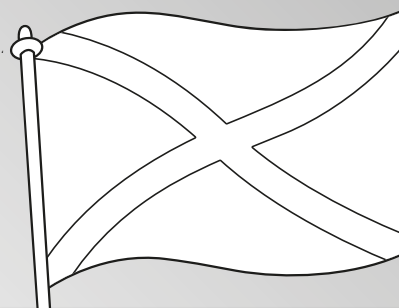
LIFE ON A SCOTTISH ISLAND

- 1 Name: Neil
- 2 Age: _____ years old
- 3 He goes to school by _____.
- 4 There are _____ children in his class.
- 5 He likes _____.
- 6 His favourite free-time activity is _____
_____.



2 Explore the Internet with your teacher. Do the Scotland web quest. 

- 1 Where's Scotland? _____
- 2 How many islands has it got? About _____.
- 3 What's the capital city of Scotland? _____
- 4 What colours are the Scottish flag?
Colour the flag.
- 5 What's the weather like in Scotland today?



3 Find out more. Investigate the different Scottish islands.
How many islands make up the Orkney Islands? 

CODE!

52-84-76-36-12 72-60-60-52

Ready, Steady, Go!



Can you beat the clock?

Cooperative learning Work with a friend to do the quiz.

1 Name four chores you do.

2 Name four free-time activities.

3 Write the frequency words.

✓✓✓ always ✓✓ _____ ✓ _____ ✗ _____

4 Remember the song in Pupil's Book Lesson 4. Read and answer.

How often does Lily listen to music?

She _____.

How often does Josh play computer games?

He _____.

How often does Ravi read comics?

He _____.

5 Remember the fable in Lesson 6 and Lesson 7. Write the adjectives.

Anansi is a _____ and _____ spider.

Turtle has got _____ hands.

6 Where's Luke in this unit? _____

7 Break the code to find out where Luke goes next.

CODE! 52-4-48-80-4 _____



Thinking skills Think about your work in this unit. Read, circle and write.

My work in Unit 2 is excellent / good / OK.

Now I can _____.

My favourite lesson in Unit 2 is _____.



CODE! 8-36-44-20 76-80-4-56-16

Helping others

1 Read and match. Listen and check. Repeat.



share clean take out tidy up explain wash up



1 I tidy up the classroom.



2 I _____ my plates.




3 I _____ my snack.



4 I _____ the rubbish.



5 I _____ an exercise.



6 I _____ the board.

2 Listen and complete the notes. Which of these activities do you do?



5 easy ways to help at home

- 1 Pick up your clothes from the floor.
- 2 Tidy up your _____ and _____.
- 3 Look after your _____.
- 4 Take out the _____.
- 5 _____ the table.



How do you help at home?

3 How do you help? Read and answer. Ask and answer. **Talk Partners**

- 1 How do you help at home? I _____.
- 2 How do you help your friends? _____.
- 3 How do you help in the classroom? _____.