

Macmillan
Science
Workbook

2

David and Penny Glover

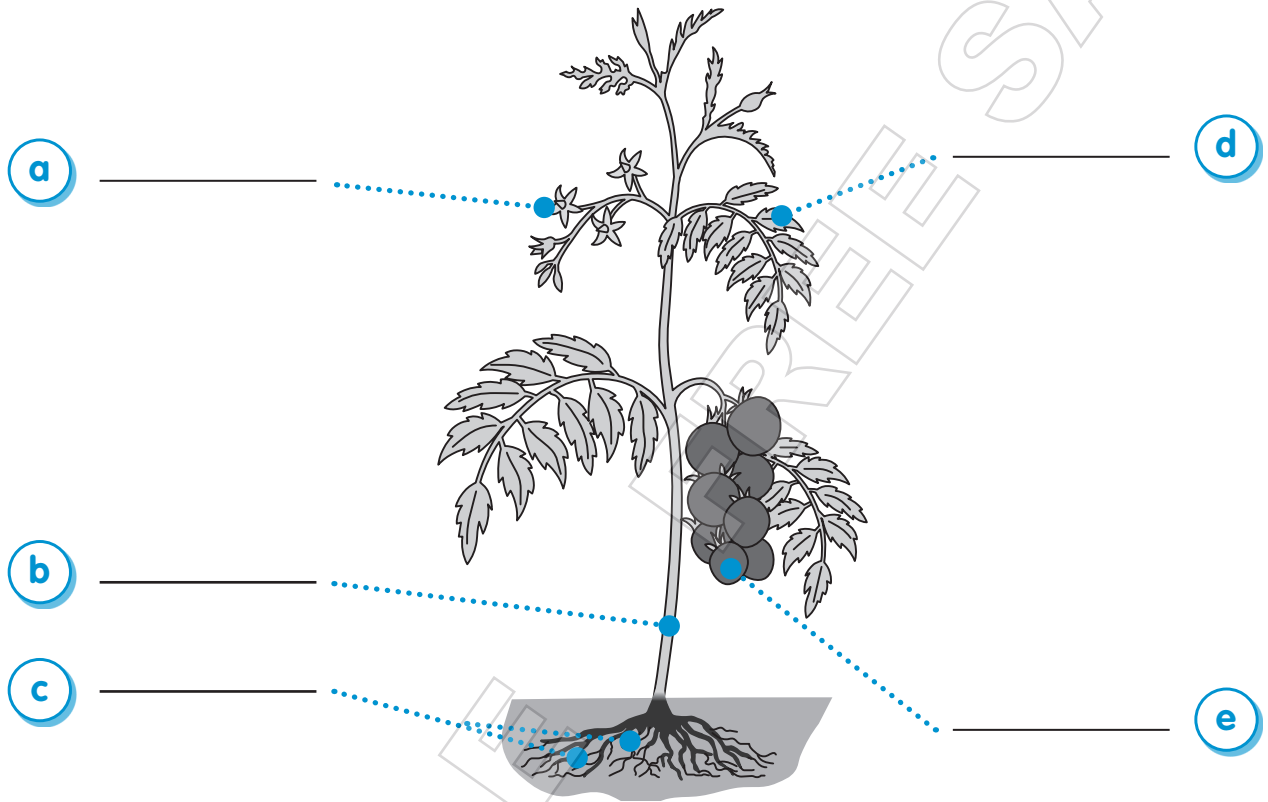


MACMILLAN


Topic 2 Plants we eat

1 Label the parts of this plant. Use these words.


flower stem roots fruits leaves




2 Rearrange the letters. Find the names of fruits we eat.



gaorne



annaba

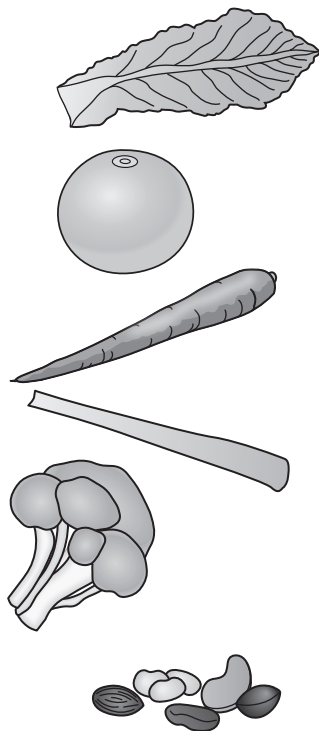


mattoo

Colour the fruits.



3 Match the food to the part of the plant we eat. Draw lines.



- a lettuce
- b orange
- c carrot
- d celery
- e broccoli
- f nuts

- a fruit
- b flowers
- c seeds
- d leaves
- e roots
- f stems

4 Find twelve plants we eat in the grid.

d	a	t	e	z	w	m	r
a	p	p	l	e	h	a	i
z	x	f	y	x	e	n	c
o	l	i	v	e	a	g	e
n	y	g	x	z	t	o	p
i	c	a	b	b	a	g	e
o	l	e	n	t	i	l	a
n	p	o	t	a	t	o	r

5 Which parts of the plant can we eat? Tick the correct column or columns in the table.


Plant	Root	Stems	Flowers	Leaves	Fruits	Seeds
melon						
apple						
potato						
cauliflower						
rice						
grapes						
wheat						

6 Draw and name.

a A red fruit we eat.




b A green vegetable we eat.



c A yellow fruit we eat.

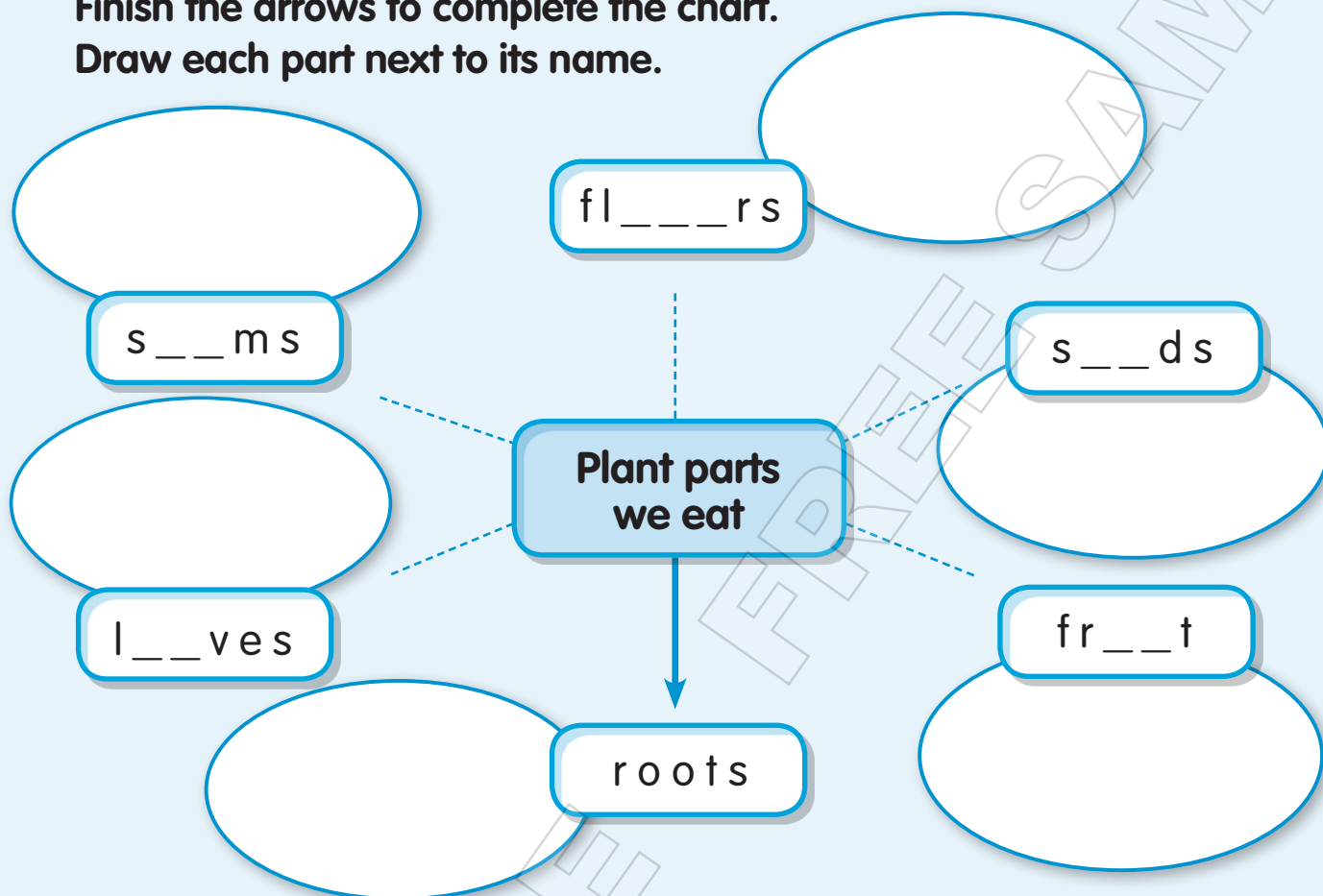


d An orange root we eat.





- 7** Write the names of plant parts we eat in the boxes.
Finish the arrows to complete the chart.
Draw each part next to its name.



- 8** Make an alphabet of plants we eat. Is there a plant for every letter?

Apple, bananas, carrots, dates, egg plants, figs and juicy grapes.

Fruit and veg' are plants we eat,

Some are bitter but most are sweet.

apple	haricot bean	o	v
b	i	p	w
c	j	quince	x
d	k	r	y
e	l	s	z
f	m	t	
g	n	u	