

**A** Listen and number. Who's Frank?



**B** Look and write. What can you see?

Animals	Food
frog	carrots



**C** Look, unscramble, and write.

- 1  chtaw VT watch TV
- 2  eadr micoc ksoob \_\_\_\_\_
- 3  od lletab \_\_\_\_\_
- 4  naitp a cipreut \_\_\_\_\_
- 5  keam ocokesi \_\_\_\_\_
- 6  aply osccre \_\_\_\_\_
- 7  og rfunisg \_\_\_\_\_
- 8  og wsmingim \_\_\_\_\_

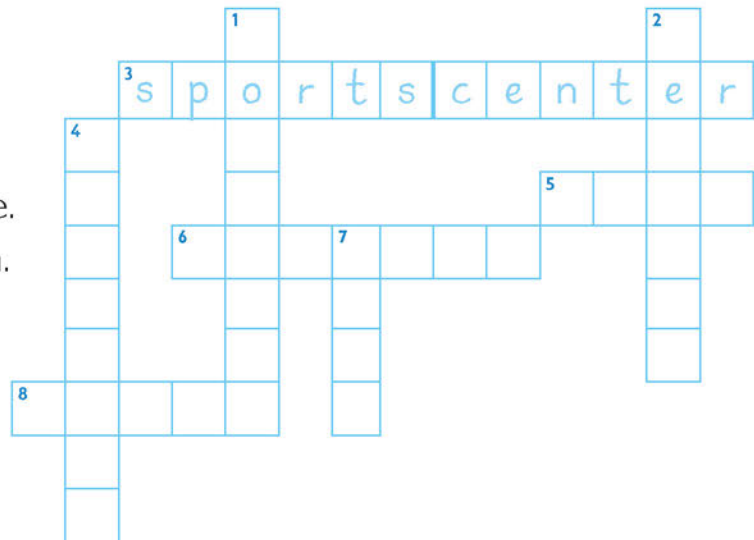
**D** Think and write.

**Across**

- 3 You can do sports here.
- 5 You play outside here.
- 6 You can make cookies here.
- 8 You sleep here on vacation.

**Down**

- 1 Doctors work here.
- 2 You go to bed here.
- 4 You brush your teeth here.
- 7 You can eat here.



**A** Listen and choose.



**B** Read and match.

- |                                    |                    |
|------------------------------------|--------------------|
| 1 Grandma has a hat with a flower. | a. It's theirs.    |
| 2 Sam has a red hat.               | b. That's his hat. |
| 3 That's not your food.            | c. That's her hat. |
| 4 These aren't our spoons.         | d. They're yours.  |

**C** Look at **A**. Read and choose.

- 1 The twins are / aren't sleeping.
- 2 Sam is / isn't wearing a gray T-shirt.
- 3 The children are sitting / sit on the grass.
- 4 One penguin aren't / isn't wearing a hat.
- 5 The crocodile is / are swimming in the lake.



# UNIT 1

# What Does It Do?

**A** Listen and find. Where's Luke?

computer

screen

tablet

keyboard

mouse

alarm clock

video game

laptop

TV

**B** Listen, say, and number the pictures in A.


**C** Listen. Close your eyes and visualize.





**D** Look and write.


Has a screen	Doesn't have a screen
cell phone	keyboard



**E** Listen and sing. Then watch and sing.

**Living in a Modern World**


*Living in a modern world,  
With a lot of cool technology.  
Living in a digital world.  
It's so easy for you and me.*



With my computer, yeah, yeah,  
I can learn about the world.  
And for music, yeah, yeah,  
I can listen to the radio.

I use my tablet, yeah, yeah,  
To watch movies and play games, too.  
And when I'm lonely, yeah, yeah,  
I use a cell phone to talk to you.

**A** Listen and read. Who does Grandpa email?



**B** Look at **A**. Complete.

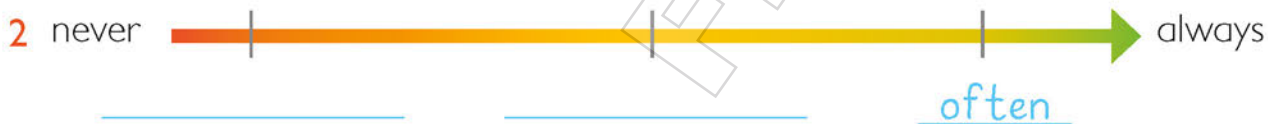
**Adverbs of Frequency**

<u>How often</u>	_____	you	_____	this tablet?
	does	he		
We	sometimes watch	movies.	I	_____ use the computer.

**C** Think and discuss. Then choose and complete.

*I use a laptop.  
But She uses a laptop.*  
**Remember**

1 We use adverbs of frequency to say  
how many times / when we do something.



**D** Listen and say.

**E** Put the words in order.

1 watches / dad / My / never / TV.

My dad never watches TV.

2 I / video games / on a tablet. / rarely / play

\_\_\_\_\_

3 the radio. / My grandparents / often / listen to

\_\_\_\_\_

4 sometimes / I / watch / on my dad's laptop. / movies

\_\_\_\_\_

**F** Write questions about your friends. Then ask and answer.

How often does Ali watch TV?  
How often does Sue ...?

How often do you watch TV, Ali?

I rarely watch TV.



How is technology in schools different around the world?

**A** Listen to Teddy talk to Olivia about his school.  
Does Teddy's school have technology?



bookcase



language lab



projector



cafeteria



hallway



hallway



corridor



whiteboard

classroom



gym

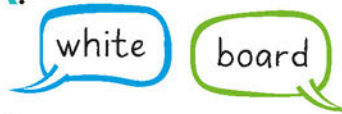


playground




**B** Listen, say, and number the pictures in **A**.


**C** Play *Word Tennis* with a friend.



**D** Now listen to Olivia and Akash. Number the pictures. Who uses technology at school?



Olivia, UK



Akash, Bangladesh

**E** Listen again. Write *True* or *False*.

1 Akash has his lessons on a screen.

True

2 His teacher is in a different place.

\_\_\_\_\_

3 He can't speak to his teacher.

\_\_\_\_\_

4 Olivia doesn't have a computer at school.

\_\_\_\_\_


5 She doesn't have fun at her school.

\_\_\_\_\_

**What technology do you like using?  
Do people need technology to learn? Why?**


**A** Listen and read. Who sends Dad a message?

**1**



**Dad:** Are you talking to me?  
**Mom:** Shh! No, I'm not. I'm talking to Luis on my cell phone.  
**Dad:** Oh, he's sending messages to me. He says he's doing his homework.

**2**



**Mom:** Hey, Luis! Are you listening to me?  
**Luis:** Sure, Mom. I'm talking and doing my homework at the same time.

**B** Look at **A**. Complete.

Present Progressive Review							
I	_____	talk <u>ing</u>	to Luis.	They	<b>aren't</b>	<b>watching</b>	movies.
He	_____	send _____	messages.	She	<b>isn't</b>	<b>talking</b>	to Dad.
_____	you	<b>talking</b>	to me?	No, _____.	Yes, <b>I am</b> .		

use → using

**Remember**

**C** Think and discuss. Then choose.

1 We use the present progressive to talk about actions **happening now** / **in the past**.

**D** Listen and say.

**E** Read and complete in present progressive.

Hi Mom!

I'm at school. 1 I **'m writing** (write) a message on the computer. I can see Cousin Paula on the playground with her friends. 2 They \_\_\_\_\_ (play) basketball. Oh, no! 3 Paula \_\_\_\_\_ (not listen) to the teacher! 4 \_\_\_\_\_ you \_\_\_\_\_ (use) your tablet?

See you later!

**F** Play a guessing game. Mime. Then ask and answer.

- laptop**    **tablet**    **playground**    **gym**    **cafeteria**  
**video game**    **radio**    **language lab**

Are you running on the playground?

No, I'm not. I'm running in the gym.

## Take the Stage

 **A** Watch and listen. Why is a laptop useful?



Technology  
is Great

Watch  
Does she speak  
clearly?

**B** Watch again. Check (✓) the phrases you hear.

- Hello, my name's Grace.
- My presentation is about laptops.
- You can use a laptop to find information.
- I often go online.
- You can also use a laptop to plan a presentation.
- I sometimes use books from the library instead.
- A laptop is great for pictures.
- A cell phone is useful because it has a screen and a keyboard.
- Thank you.

 Listen and say.

Pronunciation /eɪ/ and /e/

name

Grace

great

help

instead

when

What other words do you know with these sounds?

C Plan. Think about the technology you like. Choose (✓) two and complete.

- computer   
  radio   
  TV   
  laptop  
 cell phone   
  tablet

Technology	It has/doesn't have ...	You can/can't ...	I ...
laptop	a screen	find information	draw pictures

D Prepare your presentation. Use your ideas from C and phrases from B.

Introduce your presentation Hello, my name's ...  
 \_\_\_\_\_  
 \_\_\_\_\_  
 Talk about the technology you like \_\_\_\_\_  
 \_\_\_\_\_  
 \_\_\_\_\_  
 \_\_\_\_\_  
 \_\_\_\_\_  
 \_\_\_\_\_  
 Finish \_\_\_\_\_



E Practice with a friend. Then share with your class.



Hello, my name's ...

Reflect  
 Did I speak clearly?  
 Yes / No

## Write About It

- A** Read the survey and answers. Underline the question marks (?) and circle the periods (.).

**Let's Talk Technology!**

<ul style="list-style-type: none"><li>• What technology do you use?</li><li>• How often do you use it?</li><li>• What's your favorite technology?</li><li>• Is your teacher using technology today?</li></ul>	<p>I use a tablet and a TV. I often watch the TV and I sometimes use the tablet. My favorite technology is my tablet. I use it to play games. Today, my teacher isn't using her cell phone. She's using a laptop. We use technology a lot!</p>
---	--

When do we use question marks?

- B** Write the question marks and periods.

- 1 My school has a cafeteria.
- 2 Do you use a laptop
- 3 How often does your dad use his cell phone
- 4 My grandma has a computer
- 5 Are you doing your homework

- C** Plan. Think about the survey questions. Complete.

- 1 What technology do you use? tablet,
- 2 How often do you use it? sometimes,
- 3 What's your favorite technology? \_\_\_\_\_
- 4 Is your teacher using technology today? \_\_\_\_\_

- D** Write your answers to the survey.

Reflect  
Did I use periods?



Read the questions and draw or write your answers.

What did I do?

What did I learn?

How did I learn?

How well did I do?

☹️ ⚡️ 😊 ⚡️ 😄 ⚡️ 😁

What can I do next?

Read

Sing

Play

Talk

Hello! I'm Erin. What food do I like? Find out in Unit 2.

