

**A** Listen and say. Then look at the pictures and write the words with the long *a* sound.

1



cake

2



3



4



5



6



7



8



**B** Listen and say. Then choose the words with the long *e* sound.

- |          |          |       |
|----------|----------|-------|
| 1 bed    | tree     | red   |
| 2 pretty | teeth    | net   |
| 3 hen    | leg      | green |
| 4 sweet  | pen      | chef  |
| 5 nest   | eat      | peg   |
| 6 bee    | desk     | egg   |
| 7 these  | elephant | help  |
| 8 mess   | get      | leaf  |

**C** Listen and say. Then complete the words with the long *u* sound.

- |                 |              |           |
|-----------------|--------------|-----------|
| 1 gl <u>u</u> e | 4 T ___ sday | 7 s ___ p |
| 2 c ___ t       | 5 bl ___     | 8 r ___ m |
| 3 j ___ ce      | 6 fr ___ t   |           |



**D** Listen and say. Choose the letters that make the long *i* sound. Then complete the table.

- |          |        |        |         |
|----------|--------|--------|---------|
| 1 Friday | 3 nine | 5 ice  | 7 climb |
| 2 kind   | 4 bike | 6 lion | 8 drive |

i	i_e
Friday	

**E** Listen and say. Then complete the sentences using a word with the long *o* sound.

soap goat bowl boat yellow toe hippo sofa

- The boat sailed on the water.
- The farmer had a \_\_\_\_\_.
- The girl ate a \_\_\_\_\_ of cereal.
- Grandma smelled the \_\_\_\_\_ flower.
- Use \_\_\_\_\_ to wash your hands.
- The \_\_\_\_\_ stays in the water all day.
- She is sitting on the \_\_\_\_\_.
- Ow! I hit my \_\_\_\_\_.

**F** Match the words to the correct long vowel sound.

cold

five

oops

way

toe

long e

long a

long i

long u

long o

main

you

line

green

teach

**A** Listen and choose the correct word with *sh*.

- 1 On the beach, we find shells / shirts.
- 2 There is a trash / fish in the sea.
- 3 Put on your shoes / shell.
- 4 Remember to wash / push your hands before lunch.
- 5 Please shower / shut the door.
- 6 Her shout / shirt is yellow.
- 7 I brush / push my teeth in the morning.
- 8 His hair is very shoe / short.

**B** Listen and say. Use *st* or *ch* to complete the words. Then match.



1 st ick

5 ar



2 air

6 icken




3 rawberries

7 orm



4 eck

8 ild



C Unscramble these words starting with *pl* or *fl*.

1 **anplt** plant      4 **lpum** \_\_\_\_\_      7 **erfolw** \_\_\_\_\_

2 **lapf** \_\_\_\_\_      5 **tolaf** \_\_\_\_\_      8 **ypai** \_\_\_\_\_

3 **yfl** \_\_\_\_\_      6 **plena** \_\_\_\_\_      9 **lteap** \_\_\_\_\_

D Listen and say. Then listen again and write the words starting with *pr* or *fr*.

1 prize      4 \_\_\_\_\_      7 \_\_\_\_\_

2 \_\_\_\_\_      5 \_\_\_\_\_      8 \_\_\_\_\_

3 \_\_\_\_\_      6 \_\_\_\_\_      9 \_\_\_\_\_

E Find the words with blends and digraphs.

**plate** **pretty** **fries** **chair** **float** **stand** **shirt**

F	C	H	E	S	S	S	P
R	S	T	A	N	D	L	L
I	W	F	G	P	W	U	A
E	P	L	C	Y	S	G	T
S	X	O	H	C	H	B	E
R	X	A	A	Z	I	M	F
E	L	T	I	F	R	U	X
B	W	P	R	E	T	T	Y

UNIT  
**1**

# What Does It Do?



## See, Think, Wonder



**A** Look at the picture. What do you see?

I see a lamp.

There's a small robot.

**B** What do you think?

I think the books are old.

He's smart.

**C** What do you wonder?

Is it night?

How old is the robot?

**D** Think and discuss. What do inventors do?

**E** Think and discuss. Which of these things do you think inventors do first? Check (✓).

1 Draw a picture.

2 Make changes.

3 Have ideas.

Now read **The After-School Inventor**




# The After-School Inventor



My name is Clara Doodle.  
I invent things after school.



I have a lot of new ideas and some of them are cool.



Are all of Clara's  
inventions  
good?



Here are my rain glasses and my umbrella pen.



OK. Some ideas are not so good ...



### Words in Context

 Find these words in the reading. What do you think they mean?

**invent** **try again** **change** **mirror** **mess** **invention** **machine**




When I have an idea, I always make a plan.



I draw and change, and change and draw.  
I do the best I can.




Here's my smart eraser. It tells me when I'm wrong.




And my alarm clock pillow wakes me with a song.



This is my special mirror.  
It changes what I see.



When I click this  
button, I see the  
back of me.



But something's not quite right!  
It's changing all my clothes.




Look at the  
buttons on the  
mirror. What  
things can the  
mirror do?


Oh, no! I have long purple  
hair and a big long nose.



Mom says my room's a mess,  
but I don't like to clean.



... it's a big clean-up machine.



 clean favorite	 tidy favourite
--	---

Which invention is your favorite?

## Explore the Reading

### A Read and match.

- 1 This invention cleans.
  - 2 This invention has buttons.
  - 3 This invention is for the rain.
  - 4 This invention helps Clara with her homework.
  - 5 This invention sings a song.
- a. the pen umbrella
  - b. the alarm clock pillow
  - c. the smart eraser
  - d. the clean-up machine
  - e. the mirror

### B Read and choose the answer.

**The mirror doesn't work.** **She tries again.**  
~~She invents things after school.~~ **Her mom does.**  
**It cleans her room.** **She makes a plan.**

- 1 When does Clara invent things? She invents things after school.
- 2 What does she do if her idea is not very good? \_\_\_\_\_
- 3 What does she do when she has a new idea? \_\_\_\_\_
- 4 Why does Clara say "Oh, no!"? \_\_\_\_\_
- 5 Who thinks Clara's room is a mess? \_\_\_\_\_
- 6 What does her new invention do? \_\_\_\_\_

### C Think and discuss. Do you think it is easy or difficult to be an inventor? Why?

I think it's difficult because you have to work hard.



Listen and say.

climb

clue

cloud

close

clap


Phonics cl-

Now find more words starting with cl- in the reading.



**A** Look and read. Then write the instructions in order.

Press play.    Type password.    Play the game.    Press on.



\_\_\_\_\_

\_\_\_\_\_

Some readings give us instructions. This information has an order. This **sequence** helps us learn how to do something.

**B** Read and put in order.

First    Second    Third    Last

- \_\_\_\_\_ , an inventor makes the invention.
- \_\_\_\_\_ , an inventor has a good idea for an invention.
- \_\_\_\_\_ , an inventor tests the invention.
- \_\_\_\_\_ , an inventor writes down the plan for the invention.

**C** Think and discuss. Why do you think inventors have notebooks?

It's because they want to remember things.

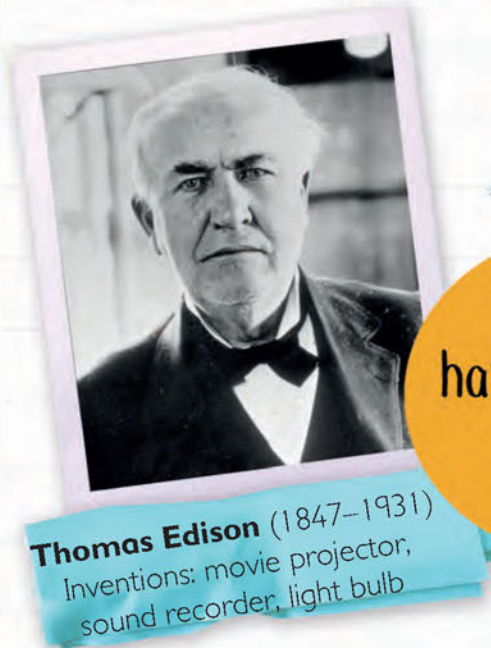
Now read **My Good Ideas Book**



# MY GOOD IDEAS BOOK

## 1 Get started.

Write your ideas down.  
A lot of them!  
Choose a good one.



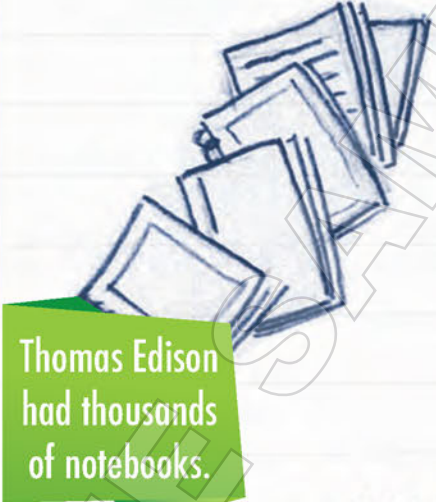
**Thomas Edison** (1847–1931)  
Inventions: movie projector,  
sound recorder, light bulb

When you have a **problem**, look for a **solution**.

My pencils always roll off the table.  
How can I stop them?



I can shape them like hexagons.



Thomas Edison had thousands of notebooks.



Look at animals and plants.  
They can give you good ideas.



This plant sticks to your clothes.



This shoe sticks like the plant.



Where do new ideas come from?



Use old things to make something new.



Kingfishers fly fast.



This train's shape is like the kingfisher.



### Words in Context

Find these words in the reading. What do you think they mean?

problem solution hexagon improve parachute




## 2 Work on your idea.

Draw a picture of your idea.  
Drawing helps you to see your idea.  
When you see a problem, you  
can change it.




**Leonardo da Vinci** (1452–1519)  
Ideas: a parachute, a helicopter,  
a flying machine



These are some of  
da Vinci's drawings.

Make a drawing  
of your idea.

Use it to  
test your idea.



### 3 Improve your idea.

Show your idea to your friends and family.  
Listen to what they say and maybe change your idea.



**Karl Benz** (1844–1929) invented the first motorcar in 1885.

Do you like drawing or making new things?

Don't give up!



Try again ...



and again ...



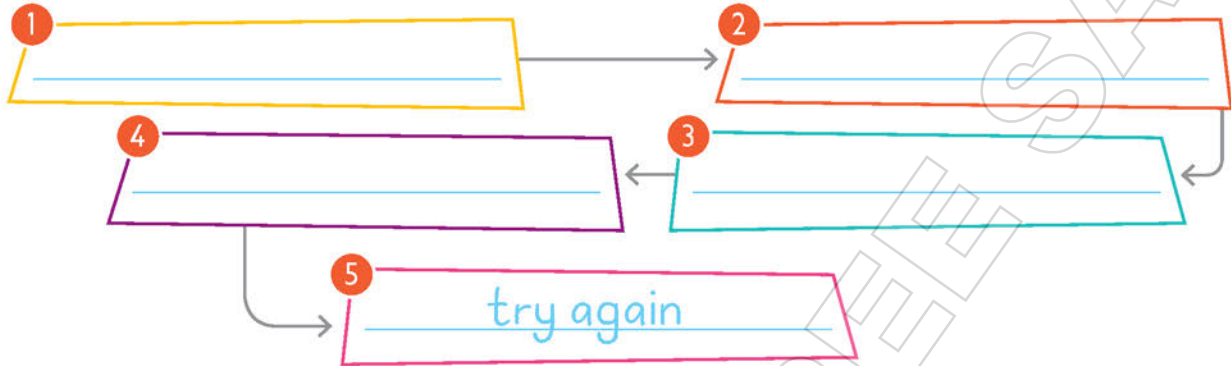
and again!



## Explore the Reading

A Read and put in order.

make a drawing    share your idea    ~~try again~~  
 have a good idea    draw a picture



B Read and complete.

1 To make a Good Ideas Book you need ...

ideas

a pencil

2 To get new ideas, you can think about ...

a problem

objects you use

3 When you have a new idea ...

write it down

test your idea

improve your idea

C Think and discuss. How are these inventions helpful?

parachutes

trains

pencils

light bulbs

Parachutes are helpful so you can be safe.

## Why do people invent things?

**A** Read and match the inventions to the inventors. Complete the Invention column.

the parachute   the movie projector  
the alarm clock pillow   the car

Inventor	Invention	Reason
Clara Doodle		
Karl Benz		
Leonardo da Vinci		
Thomas Edison		

**B** Look at **A**. What is the reason for each invention? Complete the Reason column.

to travel in the air   to wake up on time  
to travel quickly with no horses   to show movies

**C** Think and share. Why are these inventions important? Give reasons. Do a Round Robin.

robot

TV

computer

glass

### My Reading Journal

Write three interesting things from this unit.

- \_\_\_\_\_
- \_\_\_\_\_
- \_\_\_\_\_

What's an invention you want to know about? How can you learn about it?

I want to know about \_\_\_\_\_ .

I can learn about it by \_\_\_\_\_ .