


Family


The Big Wheel



Listen, point and repeat. Listen and play. Stick the family stickers. Say.
Language: mummy, daddy, brother, sister; blue, green, red, yellow



Listen and find the new family members. Listen, point and sing *Where's your grandma?* Colour the circle next to Grandpa red. Colour the circle next to Grandma blue. Say.
Language: mummy, daddy, **grandma**, **grandpa**, brother, sister; *Where's your (grandma)? Here.*



Watch. Listen to the story *The Big Wheel*. Colour the character on the wheel with Zara Zebra. Stick the story sticker. Say. **Language:** mummy, daddy, grandma, grandpa, brother, sister; blue, orange, pink, yellow; Where's (Grandma)? Here.



Watch. Listen, point and sing *The Big Wheel* song. Colour Mimi. Say.
Language: mummy, grandma, sister; Big Wheel; Here we go. Round and round.



Lesson 5

Speaking



Family



Watch. Listen and point. Follow and draw a path to connect the pictures in order. Trace around Mummy. Say. Language: mummy, daddy, grandma, grandpa, brother, sister; Where's your (sister)? Here. This is my (mummy).



Listen, point and say. Colour the pods to show the family members you know. Stick the star sticker. Say. **Language:** mummy, daddy, grandma, grandpa, brother, sister; blue, green, orange, pink, red, yellow; Where's your (sister)? Here. This is my (brother).



Values I love my family



Family



Listen, point and sing *I love my family*. Colour the frame red.

Language: mummy, daddy, grandma, grandpa, brother, sister; I love my (mummy).




SOCIAL AND EMOTIONAL LEARNING

11



Culture

Family



Watch. Listen, point and sing *The wheels on the bus*. Colour the circles under the family members in the song. Say. **Language:** mummy, daddy, brother, sister; bus, wheels; The wheels on the bus go round and round.

