



1 A Surprise



Lesson 1 Vocabulary

1 1.14 Listen, look and repeat.

2 1.15 Listen to the *Tiger's word* chant and point. Repeat.



3 1.16 Listen, find and repeat. Cover and say.



bathroom



dining room



kitchen



toilet



garage



bedroom



hall



living room

4 Work with a friend. Play *Can you remember?*






Lesson 2 Story

1 1.17 Listen to the story. Point and mime.

2 1.17 Answer the questions. Play *Who says?*



8

Story: Where's (Jay)?, Is (he) (in) the (hall)?, Yes, (he) is. / No, (he) isn't., behind, in, next to, under

5

Where's Li? Is she behind the door?



No, she isn't.

6

Is she under the table?



7



I'm in the cupboard. Help!

8

Don't be scared, Li. This is Tiger.




3 Look and say. Find and point. Which picture is not in the story?

Mouse Mystery



Li is in the bedroom.



Sue is in the ...



Tiger is in ...



Jay is ...

4 Make the mini-cards. ✂



Lesson 3 Story activities

1 1.18 Listen and say the missing words.

2 Match with your fingers. Say. Point to the rooms from the story.

bathroom

living room

bedroom

hall



garage

toilet

dining room

kitchen

3 1.19 Listen and point. Sing *Where's Li?*

4 Look and read. Say true or false.



- a Jay is in the bathroom.
- b Jay is next to the sofa.

- a Sue is in the dining room.
- b Sue is behind the table.

5 Work with a friend. How many rooms in a house can you name and write?



Lesson 4 Speaking



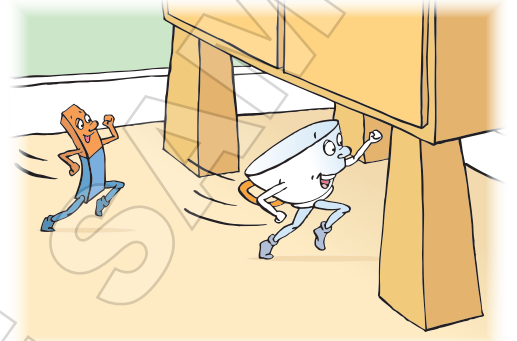
1 1.22 Look, listen and repeat. Say.



Tiger Twister

The **cup** and the **rubber**
run **u**nder the **cup**board.

They **run**, **run**, **run**
and have **fun**.



2 Make the house. Do the role play.



Is Li in the kitchen?

No, she isn't.



3 Play *Hide and seek*.



Things in our home

Lesson 5 CLIL

1 1.23 Listen, point and repeat. Mime and say.

1	2	3	4	5	6
bed	fridge	clock	cooker	shower	sofa

2 1.24 Listen and point. Answer the questions.



1 2 You're dirty. You need a shower.

3 Is the shower in the kitchen?

4 5 The shower is in the bathroom.

6

3 Work with a friend. How many objects in a house can you name and write?

Lesson 6 CLIL



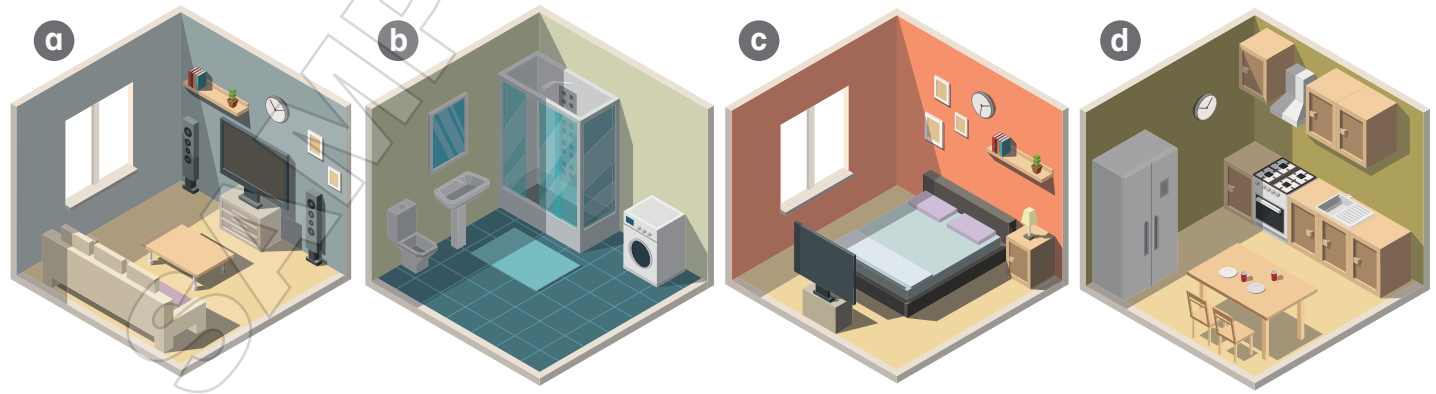
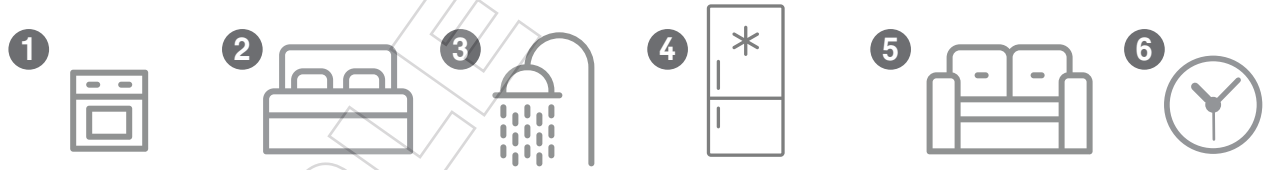
Ping and Pong Play

1 1.25 Listen, find and point. Repeat.


2 1.26 Listen. Play with a friend.



3 1.27 Listen and sing *The shower is in the bathroom*. Match with your fingers and say.



4 Work with a friend. Draw and guess.






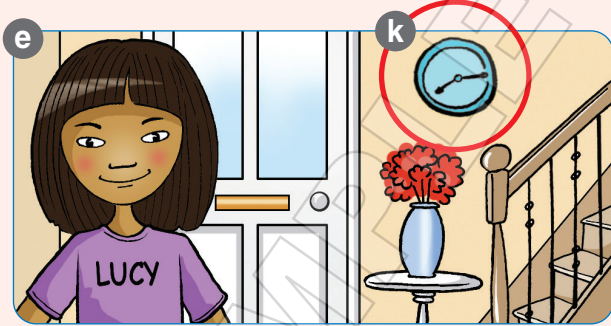

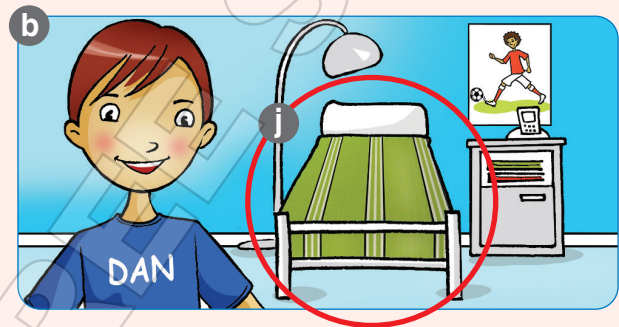

Personalisation: *Where's the (fridge)?, It's in the (kitchen)., The (shower) is in the (bathroom).*

Monkey Match



1 Listen, match with your fingers and say. Choose and write 5 words in your notebook.

- dining room
- living room
- bedroom
- hall
- garage
- toilet
- bathroom
- kitchen



- cooker
- bed
- sofa
- clock
- shower
- fridge

2 Play *True or False*.



Alice is in the living room.

False.





The fridge is in the kitchen.


True.

3 Can you do this in English? Choose and point.

 znam pomieszczenia w domu

 znam przedmioty znajdujące się w domu

 a pytam i odpowiadam, gdzie ktoś lub coś jest

 a mówię, w których pokojach znajdują się przedmioty

 śpiewam piosenki

 recytuję wierszyki



4 1.31 Listen, point and repeat. Ask and answer.

Where's the teacher?




 Go to the Picture Dictionary on page 80.

Kids' Culture 1

1  1.32 Listen and say a traditional rhyme *In a dark, dark house.* 



2  1.34 Listen, find and point. Read and say.

TIGER STREET



I'm **?** I live in a **?**
with my family. We've got three
bedrooms, a living room,
a kitchen and a bathroom.

3 Draw your real or dream home in your notebook. Show and say.