




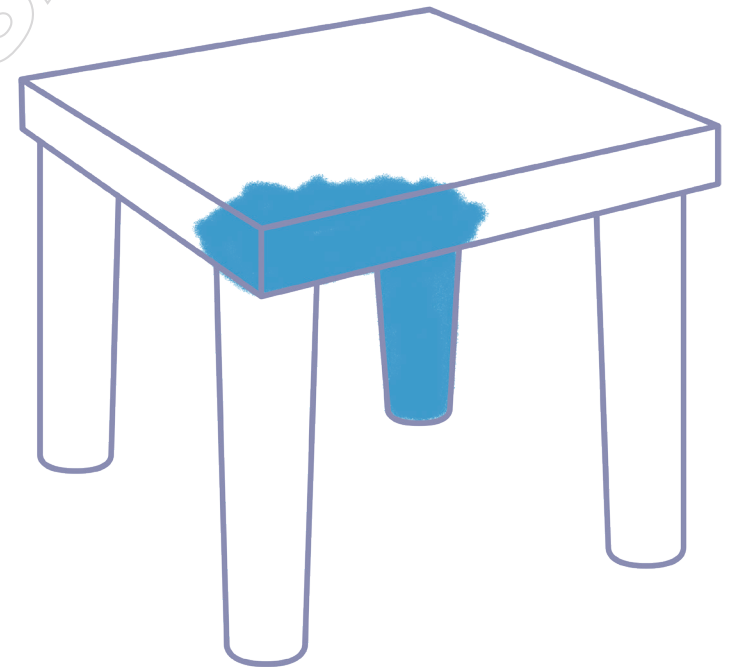
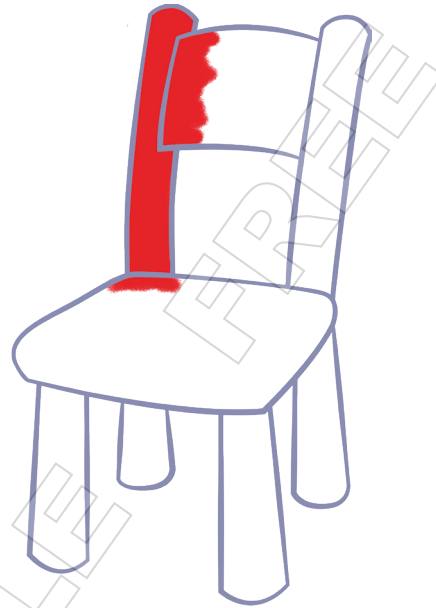
Classroom

Mimi's first day at school




Listen, point and repeat. Listen and play. Stick the classroom object stickers. Say.


Language: book, crayon, pencil, rubber; blue, orange, pink, yellow



Listen and find the new classroom objects. Listen, point and sing *Stand up! Sit down!* Colour the chair red and the table blue. Point and say. **Language:** book, chair, crayon, pencil, rubber, table; Sit down. Stand up. Look! It's a (chair).


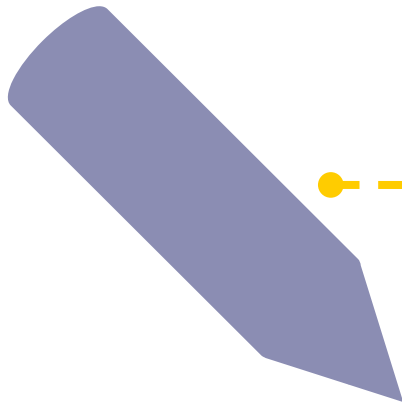


Watch. Listen to the story *Mimi's first day at school*. Colour the characters who find the classroom objects. Stick the story sticker. Ask and say. **Language:** book, crayon, pencil, rubber; happy, sad; Look! It's a (crayon). Where's your (book)? Here. / I don't know. I'm (sad).




Watch. Listen, point and sing *Where's your book?* Follow and draw the path through the maze. Ask and say. **Language:** book, crayon, pencil, rubber; happy, sad; Where's your (book)? Here. / I don't know. I'm (happy).





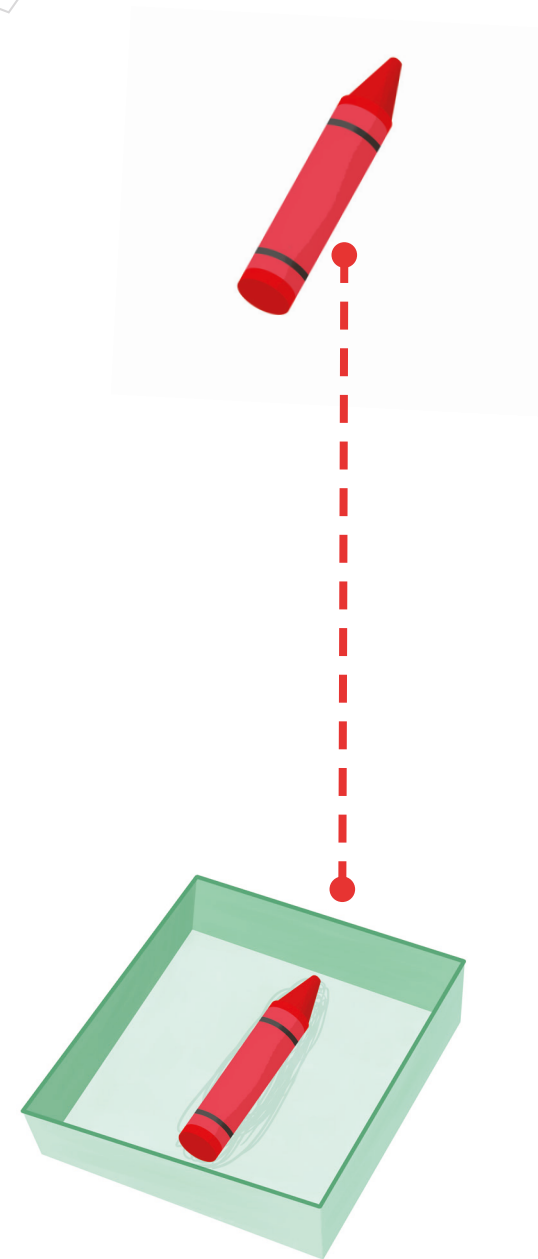
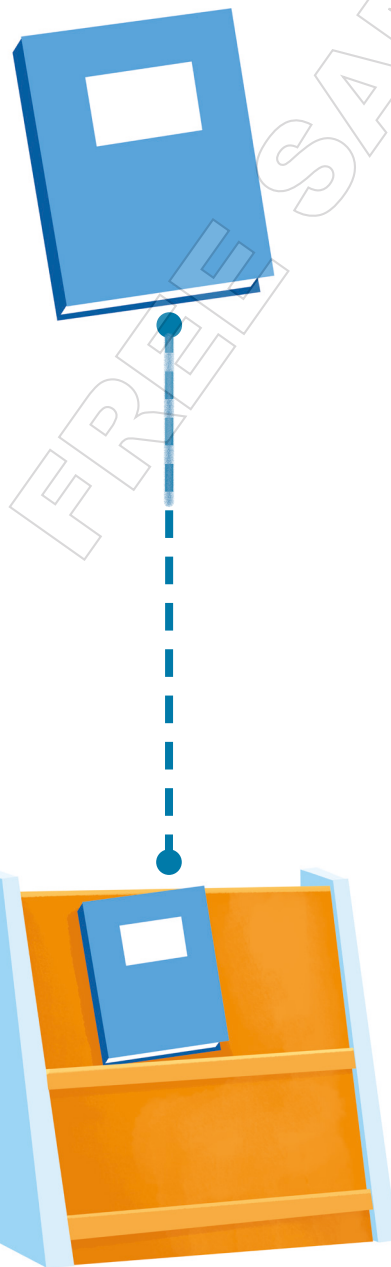
Watch. Listen and point. Trace to match the classroom objects. Ask and say.
Language: book, pencil; blue, yellow; Where's your (book)? Here. What colour is your (book)? It's (blue).





Listen, point and sing *I'm your friend*. Draw and colour a picture of a friend. Say. **Language:** care, friend, happy, sad; I care. I'm your friend.





Listen and point. Trace to match the book and crayon to where they belong. Say.
 Language: book, crayon; shelf, tray; I put the (crayon) (in) the (tray).





Watch. Listen, point and sing *This is the way I say hello*. Follow and draw the path from Sophie and Tom to the school. Say. **Language:** bye bye, hello; friends, school; This is the way I say (hello).



Review

Classroom





Listen, point and say. Colour the words you know. Stick the star sticker. Ask and say. **Language:** book, chair, crayon, pencil, rubber, table; colours; It's a (crayon). Where's your (book)? Here. What colour is your (book)? It's (blue).



Project



Classroom



Make some crayons and colour a tray. Put your crayons together in the trays.
Ask and say. Language: crayon, tray; colours; It's a (crayon). It's (red). Where's the (blue) crayon? Here. What colour is your (crayon)? It's (green). I put the crayon in the tray.