


My body I can dance!




Listen, point and repeat. Listen and play. Stick the body stickers. Circle the parts of the body Mimi and Dylan are moving. Say. **Language:** arms, feet, hands, head, tummy; blue, green, orange, pink, red, yellow



Trace Mimi. Point and say. Colour Mimi.
Language: arms, feet, hands, head, legs, tummy

hello



Listen and find the new parts of the body. Listen, point and sing *I can move my head*. Draw a picture of you. Say what you can do.


Language: arms, feet, fingers, hands, head, legs, toes, tummy; I can/can't move my (head). Can you?



Circle what you can do. Point and say.

Language: arms, feet, fingers, hands, head, legs, toes, tummy; I can/can't move my (head). Can you?

hello



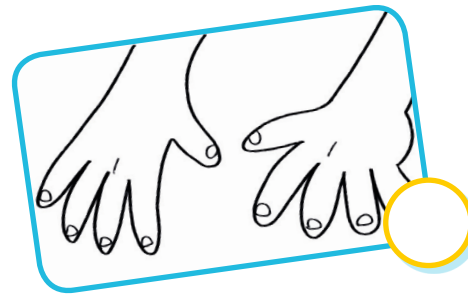
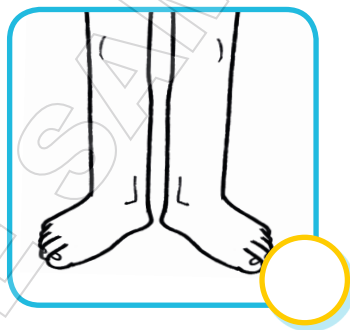
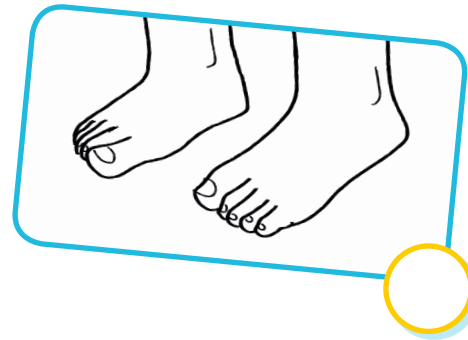
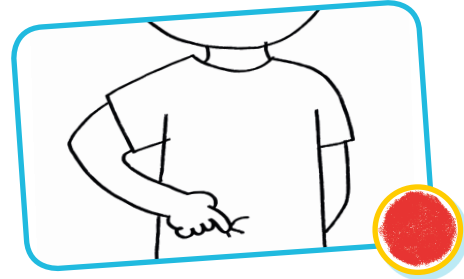
Watch. Listen to the story *I can dance!* Circle who helps Mimi learn to dance.
Stick the story sticker. **Language:** arms, feet, head, legs; Can you move your (head)?
Yes, I can. / No, I can't. I can/can't dance. I can/can't move my (arms).





Watch. Listen, point and sing *I can dance*. You can dance too. Match and colour. Say. **Language:** arms, feet, head, legs; Move your (head). I can (dance).





Watch. Listen and point. Colour the circles green to show what Uncle Dan can do. Colour the circles red to show what Uncle Dan can't do. Colour the pictures to show what you can do. Ask and say.
Language: arms, feet, hands, head, legs, tummy; Can you move your (head)? Yes, I can. / No, I can't.





Listen, point and sing *I can do it if I try*. Match. Colour what you can do if you try. Say. **Language:** coat, scissors, shoes; I can/can't put on my shoes/coat. I can/can't cut with scissors.


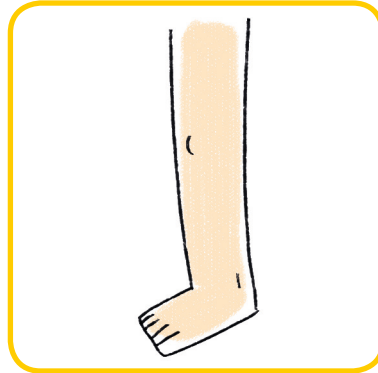
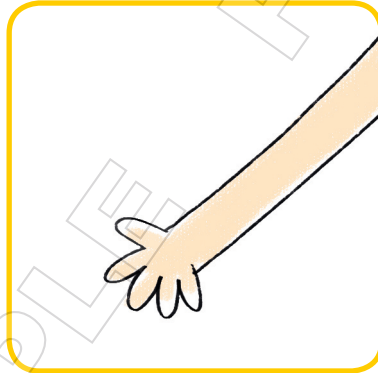
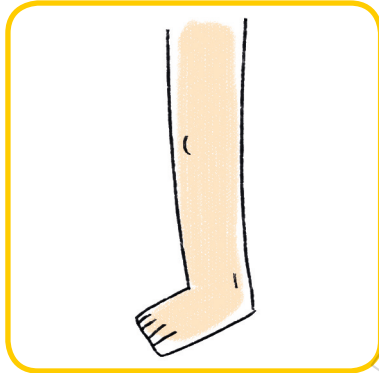
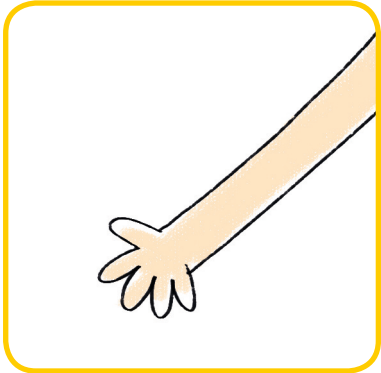

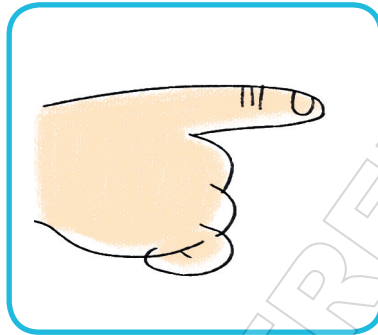

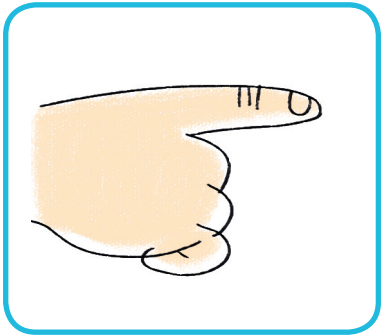


Lesson **7** Content

My body



Listen and point. Trace the ✓ or X to show what Sam and Anna can and can't do. Colour the pictures to show what you can do. Ask and say.
 Language: climb, hop, jump, run; Can you (run)? Yes, I can. / No, I can't. I can/can't (climb).



Watch. Listen, point and sing *One finger, one thumb, keep moving*. Draw the next picture in the sequence. Say.

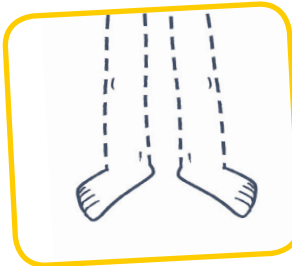
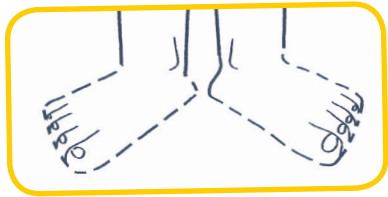
Language: arm, finger, leg, thumb; stand up, sit down, turn round, keep moving





Review

My body



I can ...

Vocabulary



Story



Speaking



Content




Trace and colour the parts of the body you know. Listen, point and say. Ask and say what you can do. Complete the faces to show what you can do. **Language:** arms, feet, fingers, hands, head, legs, toes, tummy; Can you move your (head)? Yes, I can. / No, I can't. I can/can't move my (legs).

Project



My body



Make a pasta picture of you dancing. Say. Language: pasta; arms, feet, fingers, hands, head, legs, toes, tummy; I can move my (arms). I can dance. Can you move your (head)? Yes, I can. / No, I can't. Our pictures are (great)!