
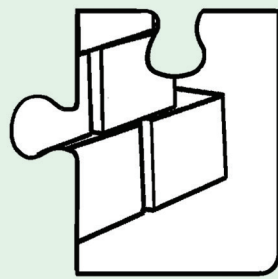
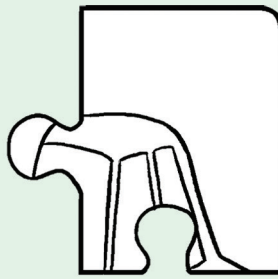
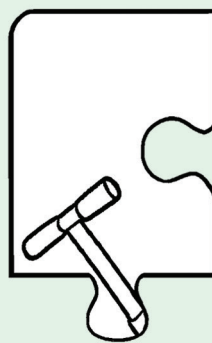



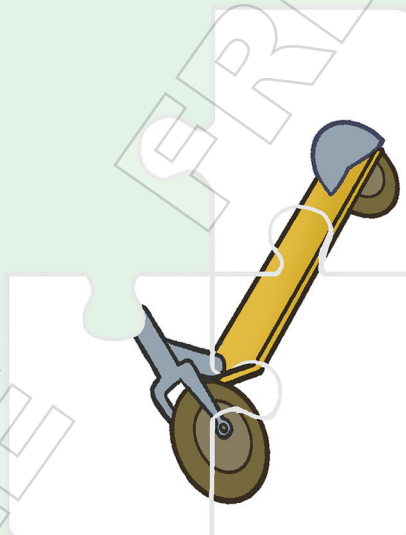
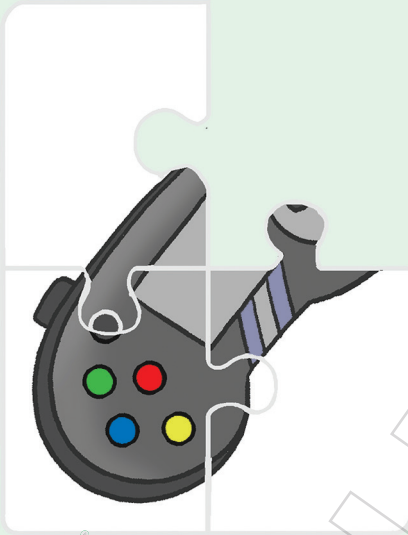




# Discover toys

Vocabulary lesson





# Discover toys

Name: \_\_\_\_\_

## 1: Vocabulary lesson

Pupil's Book worksheet page 21



### Come And Play song

*Come and play with my car (x2)*

*Come and play with my scooter (x2)*

*Come and play with my ball (x2)*

*Come and play with my doll (x2)*

*Come and play with my computer game (x2)*

*Come and play with my blocks (x2)*

*Come and play! (x4)*

- Point to the puzzles and say the words.
- Match the puzzles to the correct puzzle pieces.
- Colour the puzzle pieces to match the puzzles.
- Cross out the extra puzzle pieces and say the words.
- Sing *Come And Play* and point to the toys.




Teacher's Presentation Kit for Unit 2

## Personalisation Discover for yourself

**Extra activity** Draw your favourite toy.







## Discover toys

Name: \_\_\_\_\_

### 2: Story lesson

Pupil's Book worksheet page 23



#### Let's Play Together! story

- Find the toys in the picture and say the words.
- Colour the toys in the picture.
- Match the characters to the toys they like in the story.



### 3: Concepts lesson

Photocopiable worksheet Teacher's Book page 177



#### My Feelings song

*Oooh, it's dark! (x2)*  
*Mum! I'm scared (x2)*  
*Nothing to be scared of (x2)*  
*Alright now! (x2)*  
  
*I am angry (x2)*  
*Grrr, that's mine (x2)*  
*Let's be kind and share now (x2)*  
*All friends now (x2)*  
  
*Ahh, it's bed time (x2)*  
*Let's calm down (x2)*  
*Time to go to sleep now (x2)*  
*Tucked up tight, say goodnight*  
*(Goodnight!)*


- Point to the emotions and say the words.
- Match an emotion to each character.
- Trace the frame around the picture showing *calm*.
- Colour the pictures.
- Sing *My Feelings* and point to the pictures.



# Dex's values lesson



Co-operating





# Discover toys

Name: \_\_\_\_\_

## 4: Buddy's sounds lesson

Photocopiable worksheet *Teacher's Book page 178*



### Buddy's Beats rap /c/

1, 2, 3, say with me /c/, /c/, /c/ /c/ car!	1, 2, 3, say with me /c/, /c/, /c/ /c/ computer game!
---	---

1, 2, 3, say with me /c/, /c/, /c/ /c/ crayon!	1, 2, 3, say with me /c/, /c/, /c/ /c/ calm!
--	--

- Trace the letter /c/.
- Say the sound.
- Point to the pictures and say the words.
- Colour the words beginning with /c/.
- Say *Buddy's Beats* and point to the words beginning with /c/.










## 5: Dex's values lesson: Co-operating

Pupil's Book worksheet *page 25*

- Point to the photos and say *co-operating* or *not co-operating*.
- Colour green the frame of the photo that shows the children co-operating.
- Match the photo of the children co-operating to the completed tower block.



# Kid's culture lesson





## Discover toys

Name: \_\_\_\_\_

### 6: Kid's culture lesson

**Pupil's Book worksheet** page 27



**Teddy Bear, Teddy Bear nursery rhyme**

*Teddy bear, teddy bear, turn around  
Teddy bear, teddy bear, touch the ground  
Teddy bear, teddy bear, touch your toes  
Teddy bear, teddy bear, wiggle your nose*

*Teddy bear, teddy bear, nod your head  
Teddy bear, teddy bear, go to bed  
Teddy bear, teddy bear, close your eyes  
Teddy bear, teddy bear, say 'Good night'*

- Look at the pictures. Colour the spot green if you can do the action and red if you cannot.
- Circle your favourite actions.
- Sing *Teddy Bear, Teddy Bear* and point to the pictures.

### 7: Speaking and literacy lesson



**Pupil's Book worksheet (storybook)** pages 29–30

- Cut out and fold the pages to make the storybook.
- Listen to the story and follow the storybook with your finger.

### 8: Review lesson

**Pupil's Book worksheet** page 31

- Go to the sticker pages. Complete the picture with the unit stickers.
- Point to the toys and say the words.
- Stick Dex's star in the correct place.

**Pupil's Book worksheet** page 32

- Point to the pictures and say the activities.
- Draw a happy/sad face if you can/can't do the activity.

### 9: PLUS vocabulary lesson / Extension

**Photocopiable worksheet** *Teacher's Book* page 179



**Come And Play! PLUS song**

- Point to the toys and say the words.
- Draw the missing toy to complete each sequence.
- Colour each type of toy a different colour and say the colours.
- Sing *Come and Play! PLUS* and point to the toys.





# MY STORYBOOK

Name: \_\_\_\_\_



2

## Let's Play Together!







# Unit 2 review lesson

My learning review





My progress review

Name: \_\_\_\_\_

I can ...



Teacher: \_\_\_\_\_

Comments: \_\_\_\_\_

