



Lesson 1

Vocabulary

1  1.19-1.20 Listen and say. Then listen and number.



bag



book



glue



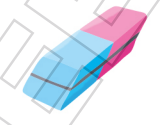
pen




pencil




pencil case




rubber



ruler

2  Look at the picture. Find and say.

rubber




3  1.21 Sing and act out. **Be a star!** 

Pencil, rubber and glue!

Clap one, two.
Clap one, two.
Point to a pencil, a rubber
And glue!
Stamp one, two.
Stamp one, two.
Point to a book, a bag
And something blue!

Jump one, two.
Jump one, two.
Point to a ruler, a pencil case,
A friend and you!



1 1.22 Listen and read. Is it a doll?



2 1.22 Tick (✓) or cross (x). Listen again and check.

- 1 It's a doll.
- 2 It's a pencil case.
- 3 It's a big pen.
- 4 It's an umbrella.



3 Work in groups. Act out the story. **Be a star!**

1 1.23 Look and read.

Graphic **Grammar**

a / an

What's this ?

It's **a** pen .

It's **an** umbrella .

What's → What **is**
It's → It **is**



2 Write *a* or *an*. Then match.

1 It's a pen.

2 It's _____ rubber.

3 It's _____ apple.

4 It's _____ umbrella.

5 It's _____ pencil case.

6 It's _____ orange.


a



b



c



d



e



f



3 Look at the objects in Activity 2. Play a game. **Be a star!**

What's this?

It's a / an ...




old



new



paint



paintbrush

1 Look at the text and tick (✓).



It's a play.



It's a song.



2  1.24 Read and find the objects.

1 **Wen:** What's this?

Grandpa: It's a pencil case.

Wen: Really?

Grandpa: Yes. It's an old pencil case.

Wen: My pencil case is new.



2 **Wen:** What's this?

Grandpa: It's a ruler.

Wen: Really?


Grandpa: Yes. It's an old ruler.

Wen: My ruler is new.



3

Wen: What's this?
Grandpa: It's a paintbrush.
 And this is paint. Look!
Wen: W ... E ... N. It's my
 name ... Wen.
Grandpa: Yes!



4

Wen: What's this, Grandpa?
Grandpa: It's a ball!
Wen: No, Grandpa! It's you!



3 Read again and **circle**. **Be a star!** ★

1 It's **a pencil case** / a bag.



2 It's a pencil / a ruler.




3 It's a pen / a paintbrush.



4 It's a ball / Grandpa.



4  Look and write *old* or *new*.



1 old

2 _____

3 _____

4 _____

5  Work in pairs. Act out the play.

Lesson 5 Sounds and letters

1  1.25 Listen and say. Complete.



pen



bed



red

2  1.26 Listen and say the chant.

Ten toys called Ted.

Colour the bed

With ten red pens.

Now the bed is red.

And so are the Teds!



3  1.27 **Circle** the words with **e**. Listen, check and say. **Be a star!** 

1 pen

2 red

3 bag

4 Ted

5 ten


6 cat

7 bed

8 hat

Learning to learn

Draw a picture around new words to help you remember.



rubber

apple

ball

Lesson 6 Language in use

1 1.28 Listen and say.



What is it? Guess!

Is it **blue**?

No, it isn't.

Is it **red**?

Yes, it is.

Is it **an apple**?

No, it isn't.

Is it **a pen**?

Yes, it is.

2 Work in pairs. Play a game.

Student A What is it? Guess!

Student B Is it **yellow**?

Student A No, it isn't.



3 Now it's your turn. Choose something in your pencil case. Ask your friend to guess. **Be a star!**

Lesson 7 Listening and speaking

1 1.29 Guess what's in the bag. Listen and tick (✓) or cross (x).



2 1.29 Listen again. Circle Yes or No.

- | | | | |
|---|----------------------|-----|----|
| 1 | Is it a present? | Yes | No |
| 2 | Is it a book? | Yes | No |
| 3 | Is it an umbrella? | Yes | No |
| 4 | Is it a pencil case? | Yes | No |
| 5 | Is it a picture? | Yes | No |



3 1.30 Listen and repeat. Then talk about the other objects. **Be a star!**

- It's a present for you.
- Thank you. What is it?
It's a **book**.

Values

When do you give presents?



1 Read and point.

Use a **full stop** (.) at the **end** of a sentence.


It's a pencil case. My ruler is blue.

2 Look and write. Use capital letters and full stops.

it's small It's small.

it's green _____

it's a rubber _____



it's big _____

it's orange _____

it's an umbrella _____

3 Draw, colour and write. Use capital letters and full stops. **Be a star!** ★

It's

Answer: _____

Review 1

1 1.31 Listen and number.



2 Choose an object in Activity 1. Ask and answer.



Is it blue?

Is it a pen?



Yes, it is.

Yes, it is.

3 Read and **circle**.

- 1 She's my teacher. **She's** / It's funny.
- 2 What's your name? **I'm** / He's Jill.
- 3 How old are you? I'm **tall** / **seven**.
- 4 What is **it** / **she**? It's **a** / **an** apple.
- 5 Is it a bag? Yes, it **is** / **isn't**.

4  1.32 Write **a** or **e**. Listen, check and say.



1 pen



2 cat



3 bed



4 red




5 hat



6 van

5  Look at the pictures. Look at the letters. Write the words.
There is one example.



a p p l e

e p l a p



1 _____

h o r y u t g



2 _____

l r e u r



3 _____

l n c p i e



4 _____

f n u n y



5 _____

b l u r l a m e

