

1

My funny friends

Lesson 1 Vocabulary

1 Look and **circle**.




1 **girl** / boy




2 teacher / robot



3 girl / boy



4 friend / teacher



5 small / big



6 small / tall



7 big / tall



8 funny / tall

2 Read, draw and colour.



small red van



big purple worm

Lesson 2 Grammar time

1 Read and match.

1 He's tall.

2 Hello, I'm Anna.

3 I'm Tom.

4 She's six.

5 He's funny.

a



b



c



d



e



2 Look, read and circle.



1 **She's / I'm**
a robot.



2 This is Sara. **He's / She's** my friend.



3 **He's / She's** Alex.



4 I'm Bot. **I'm / She's** small.

Lesson 3 Grammar focus

1 Look, read and complete.

tall She's He's friend ~~She's~~ funny



This is Ella. ¹ She's my friend. ² _____ seven. She's ³ _____.

This is Dan. He's my ⁴ _____, too. ⁵ _____ eight. He's ⁶ _____.

2 Look, read and write *I'm*, *He's* or *She's*.



1 Hi, I'm Alex. I'm seven. _____ tall.

2 This is Anna. _____ my friend. _____ seven.

3 This is Tom. _____ my friend. _____ six.

4 Hello, I'm Sara. _____ seven. _____ small.

5 This is Bot. _____ small. _____ funny.

3 Draw your friend. Write and **circle**.



This is _____.

_____ my friend.

_____ **six / seven / eight.**

_____ **tall / small / funny.**

Lesson 4 Reading

1 Remember your Pupil's Book pages 14–15. Look and write.

Russia

~~Egypt~~

Great Britain

Mexico



1 _____ **Egypt**



2 _____



3 _____



4 _____

2 Read about Adel. Match.

1 Hello, I'm ...

2 I'm from ...

3 This is ...

4 It's ...

a ... my ball.

b ... Adel.

c ... big.

d ... Egypt.



Lesson 5 Sounds and letters

1 Say the chant. **Circle** the **a** sounds.

Look! The **c**at!

The cat is fat!

Look! The hat!

The hat is on the mat!



2 Complete the words. Then match.

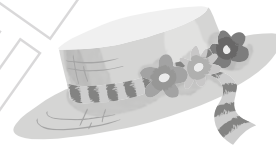
1 v_a_n

2 __pple

3 h__t

4 c__t

a



b



c



d



3 Write the capital letters.

R P N E A F M

T G Q H D B

Aa b Cc __d __e __f __g __h

Ii Jj Kk Ll __m __n Oo __p __q

__r Ss __t Uu Vv Ww Xx Yy Zz

Lesson 6 Language in use

1 Read and number in order.

a How old are you?

b My name is Alex.

c I'm seven.

d Hi, I'm Anna. What's your name? 1

2 Read and complete. Colour the star.


old name ~~I'm~~ I'm


 Hi, ¹ I'm Tom. What's your name?

 My ² _____ is Holly.

 How ³ _____ are you?

 ⁴ _____ six.

 Welcome to the orange stars.



3 Look and read. Put a tick (✓) or a cross (✗) in the box. There is one example.



I'm eight.



She's small.



My name is Dan.



He's funny.

Lesson 7 Functional language

1 Read and match.



- 1 Hello!
- 2 How are you?
- 3 Goodbye.
- a Bye.
- b Hi!
- c I'm fine.


2 Read and complete.

I'm How Bye! is Hello

- 1 Hello . What's your name?
- 2 My name Mr Green.
- 3 are you, Mr Green?
- 4 fine, thanks.
- 5 Goodbye, Mr Green.
- 6



How am I doing?

1  Look at the pictures. Look at the letters. Write the words.
There is one example.



t a l l
l a l t

1



m s l a l

2



g l r i

3



n r i f d e

4



c a t r h e e

5



n y f n u

2 Read and write the name.

	Pam	Great Britain	six	small
	Mateo	Mexico	seven	funny
	Katia	Russia	eight	small
	Adel	Egypt	nine	tall

1 Hi, I'm from Egypt.

Adel

2 Hello, I'm from Great Britain.

3 This is my friend. She's eight.

4 She's six. She's small.

5 He's funny. He's from Mexico.

6 He's nine. He's tall.

1 Read and **circle** the capital letters.

Katia

I'm Katia.

I'm from Russia.

This is Olga. She's my friend.

She's small.



Mateo

I'm Mateo.

I'm from Mexico.

This is my friend.

He's tall.



2 Rewrite. Use capital letters.

1 i'm pam.

I'm Pam.

2 i'm from great britain.

3 look at my umbrella.

4 it's funny.

3  **Draw you. Complete your star card.**



4  **Draw your friend. Write a star card.**



5  **Check your work. Tick (✓).**

- capital letters
- spelling