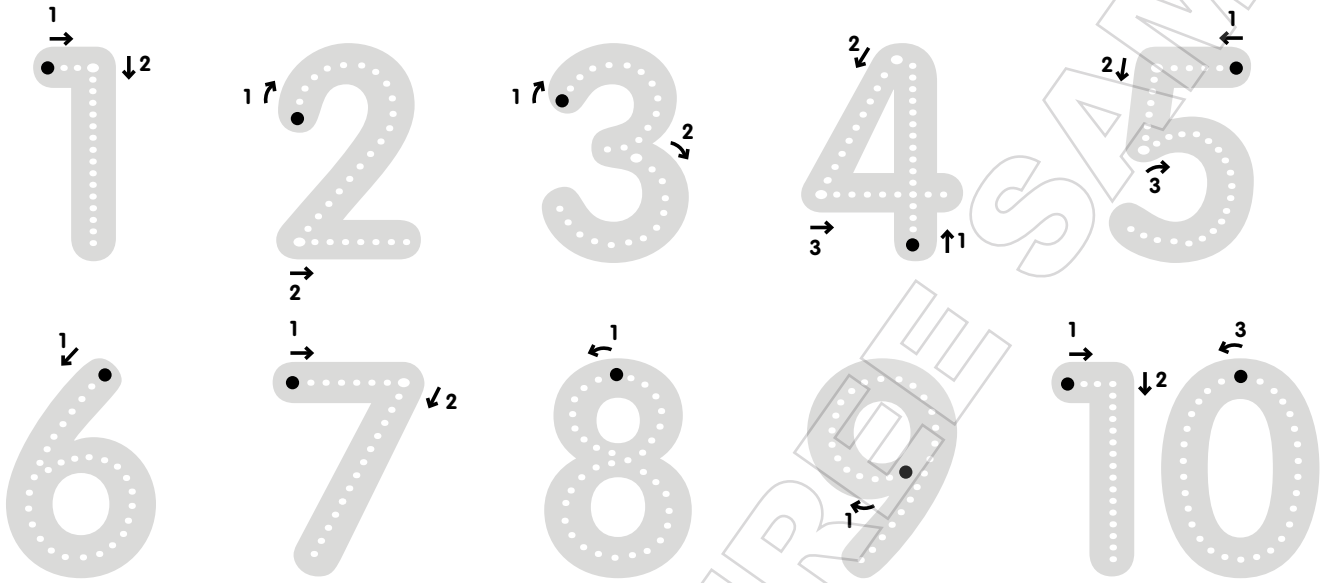
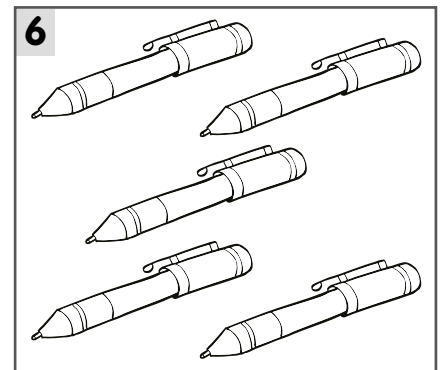
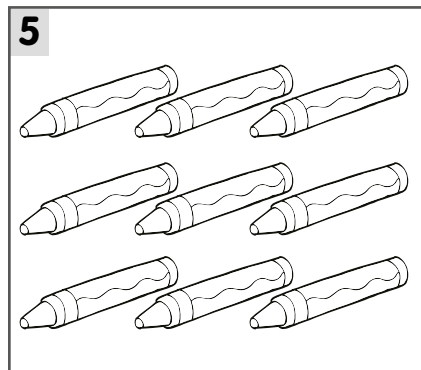


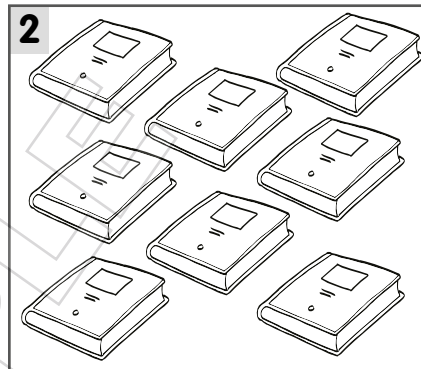
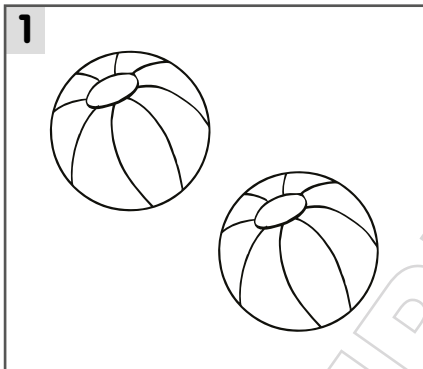


# 1 Vocabulary 1

## 1 Trace and say.



## 2 Count and number. Say.



# 1 Vocabulary 2

1 Number in order. Say.

1



1      2      3

2




\_\_\_\_\_

3



\_\_\_\_\_

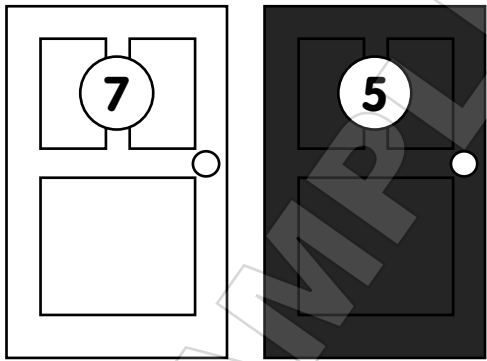
4



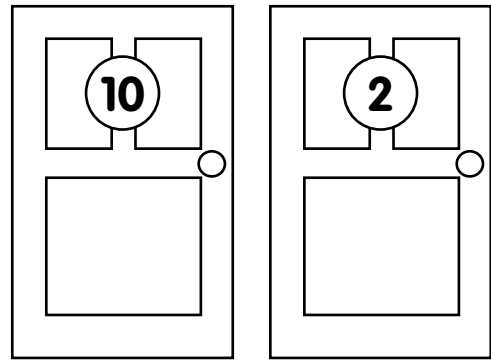
\_\_\_\_\_

2 Listen to your teacher. Colour and say.

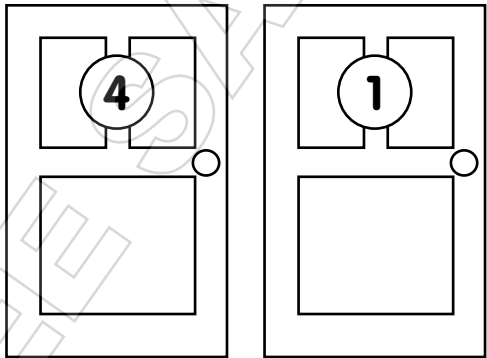
1



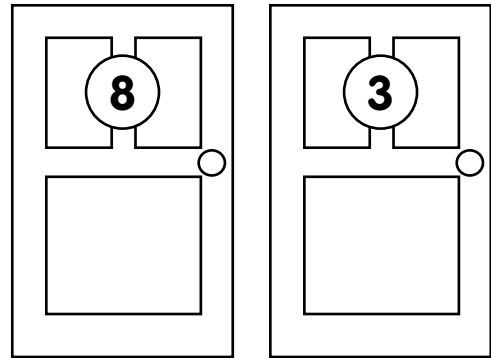
2



3



4

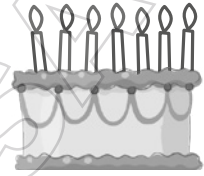


1 Listen to your teacher. Circle the correct balloon. Draw candles.

1



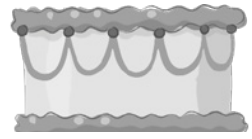
Ana



2



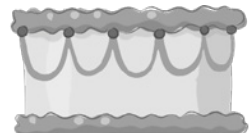
Bob



3



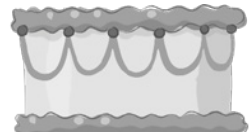
Abi



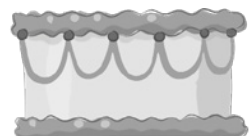
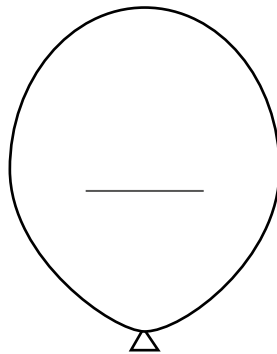

4



Cam



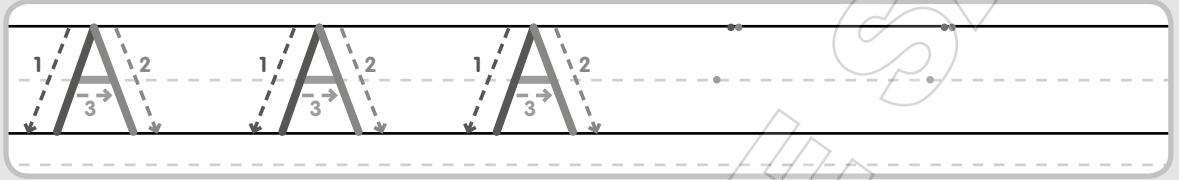
2  Draw, write and say.





1 Trace and write the big letters blue and the small letters red.

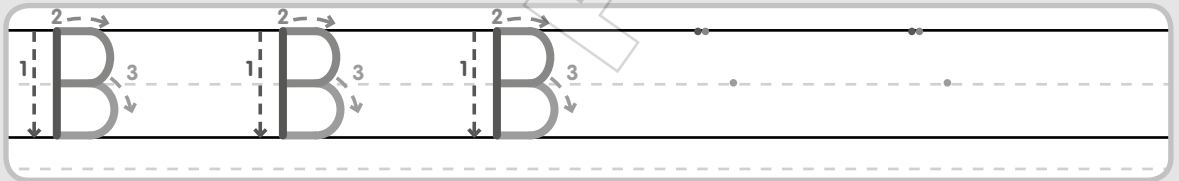
A



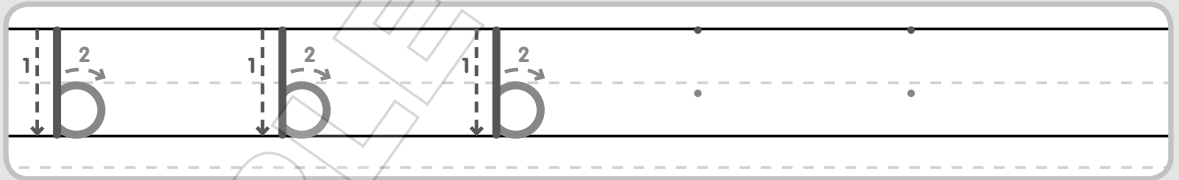
a



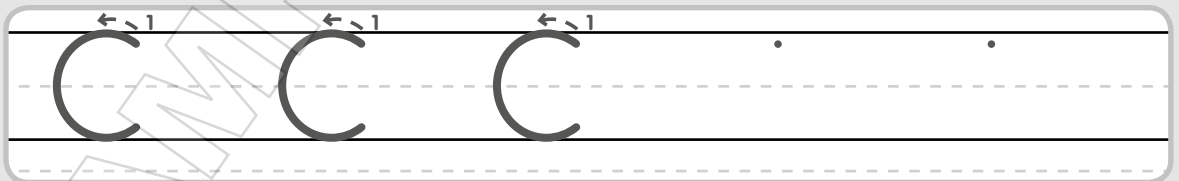
B



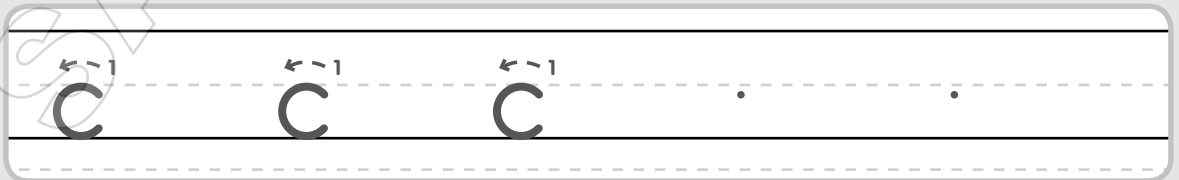
b



C



c




# 1 Alphabet 2

1 Look and write *a*, *b* or *c*. Say.


1

\_\_\_\_\_ C \_\_\_\_\_




2

\_\_\_\_\_ \_\_\_\_\_




3

\_\_\_\_\_ \_\_\_\_\_




4

\_\_\_\_\_ \_\_\_\_\_




5

\_\_\_\_\_ \_\_\_\_\_



6

\_\_\_\_\_ \_\_\_\_\_




2 Match. Say *a*, *b* or *c*.



a

A

bag




b

cat

ant

C



c



## Vocabulary 1

### Activity 2

1 2 (balls) 2 8 (books) 3 4 (cars) 4 6 (teddy bears)  
5 9 (crayons) 6 5 (pens)

## Vocabulary 2

### Activity 1

1 1, 2, 3 2 6, 7, 8 3 4, 5, 6 4 8, 9, 10

### Activity 2

There are four pairs of doors side by side. Each door has a number. Read the script aloud, line by line, saying each line in a different voice. Ask the children to listen and colour the correct door in each pair.

### Teacher's script

- 1 My house is number 5.  
2 My house is number 10.  
3 My house is number 4.  
4 My house is number 3.  
1 5 2 10 3 4 4 3

## Grammar

### Activity 1

There are four numbered rows of information with artworks of children's heads on the left side with their names. Next to them, are two balloons and a cake without candles. Read the script aloud, saying voices 1 and 2 in items 3 and 4 in different voices. Ask the children to listen and repeat the number they hear. Then ask them to circle the correct balloon and draw in the correct number of candles on the cake.

## Teacher's script

- 1 My name's Ana. I'm seven.  
2 My name's Bob. I'm four.  
3 Voice 1: What's your name?  
Voice 2: My name's Abi.  
Voice 1: How old are you?  
Voice 2: I'm six.  
4 Voice 1: What's your name?  
Voice 2: My name's Cam.  
Voice 1: How old are you?  
Voice 2: I'm nine.

1 7 2 4 3 6 4 9

### Activity 2

Ask the children to draw a self portrait in the face outline. Ask the children to write their age inside the balloon and draw in the correct number of candles on top of the cake.

Children's own answers.

## Alphabet 2

### Activity 1

1 c (car) 2 a (apple) 3 b (bag) 4 a (ant) 5 b (ball)  
6 c (cat)

### Activity 2

The children should use three different coloured pencils / crayons to draw lines.

apple-a-A-ant  
ball-b-B-bag  
car-c-C-cat