

1

What's in your classroom?

Lesson 1 Vocabulary

- 1 What can you see? Say.
 - 2 1.17 Listen and point.
 - 3 1.18 1.19 Listen, point and repeat. Say the chant.
 - 4 Play *Draw the word*.
 - 5 Make the mini-cards.
- Find and count the books.



1 pen

2 rubber

3 pencil case


4 pencil

5 sharpener



Lesson 2 Song

- 1 1.20 Listen and say. What is missing?
 - 2 1.21 Listen to the *Tidy up!* song and point. What colour is the ruler?
 - 3 1.21 Listen. Sing and act out the *Tidy up!* song.
 - 4 Play *Where's my ruler?*
- What have you got in your pencil case?



6 computer

7 crayon

8 ruler

Sam's corner

Language: *Where's my (pen)? It's here.*

What is in the pencil case? Imagine and draw.

Where's my ruler?

Lesson 3 Story

1

Where's my ruler?



2

Help!



3



4




Real English


- Are you OK?
- Yes, I'm fine.

- 1 Play *Where's my ruler?*
- 2 1.24 Listen and point.
- 3 1.25 Listen and repeat.
- 4 Look and say. What school objects are there in the story?


a




b



c



d



e



f





5 Look, point and say.



It's good to work together.

6 1.26 Listen and say.

Find five rubbers and seven rulers in the story.

Sam's corner

How many pencil cases can you see?

Lesson 4 Communication

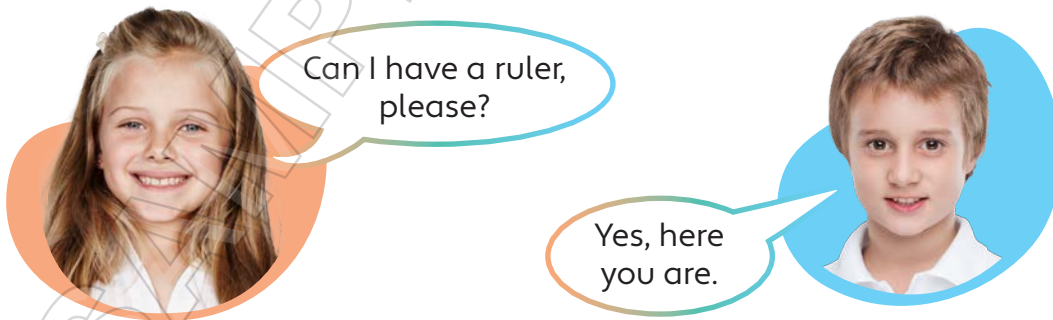
- 1 1.25 Listen and say.
- 2 1.27 Listen and point. Act out.



- 3 1.28 Listen. Sing and act out the *Can I have a rubber, please?* song.



4 Play Everybody up!



- Outline your ruler and your rubber. Colour and cut out.



Sam's corner

Plan some new dance steps to the song.

Language: *Can I have a (rubber), please? Yes, here you are. Thank you. / No, sorry.*

Lesson 5 Vocabulary and Grammar

1 Play *Sam's sack*.

2 1.31 Listen, point and say. Play *Fast finger*.



desk



cupboard

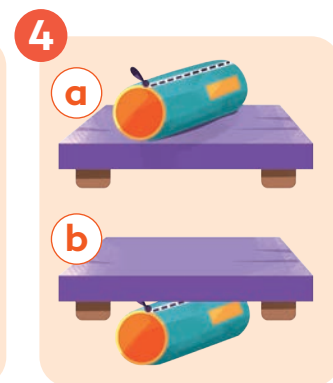
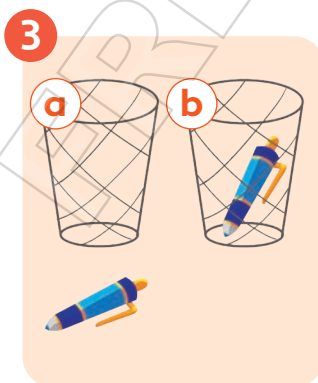
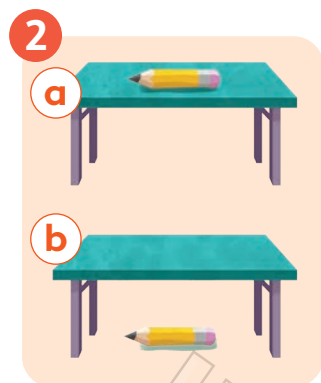
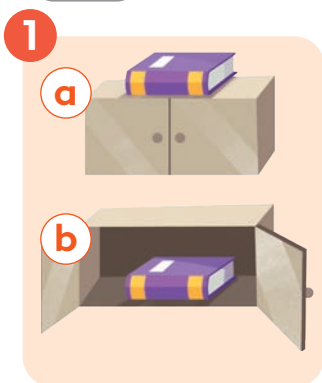


shelf



bin

3 1.32 Listen and choose.



4 Make the classroom cards.

5 1.33 Listen. Play *Where's the ...?*






Draw a strange classroom with six bins in, on or under something.

Language: *desk, cupboard, shelf, bin; Where's the (pen)?*
The (pen) is (on the desk).



Lesson 6 Cross-curricular

- 1  Play *What colour is ... ?*
- 2  1.34  Listen. What are the three primary colours?

Cool colours



primary colours

secondary colours

- 3  What colours can you make? Mix the paints and say.

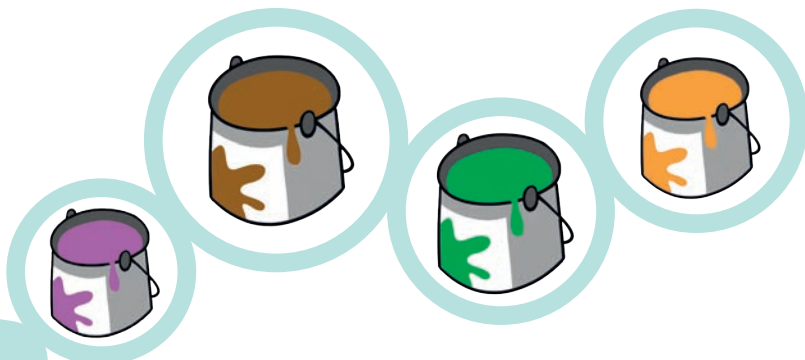


-  Draw a rainbow, using only the primary colours.



Sam's corner


Which colours make these colours? Draw.



Language: *(Blue) and (yellow) make (green).*

Lesson 7 Culture

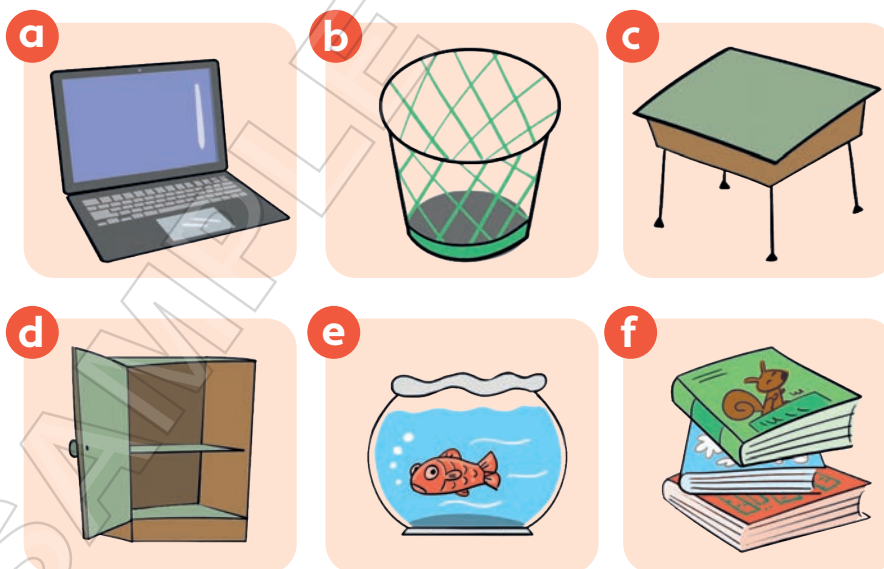
- 1 Look, think and say.
- 2 1.35 Listen. Point and say.



- 3 1.36 Listen and match.



Mia



Noah

- 4 What can you see in your classroom? Point and say.
- 5 Play *In my classroom, I can see ...*

Think and say: *In my dream classroom, I can see ...*

Language: *In my classroom, I can see (a computer).*

Lesson 8 Revision

1  Play *Sam's sack*.

2  1.37 Listen and point. Match and say.





computer

sharpener



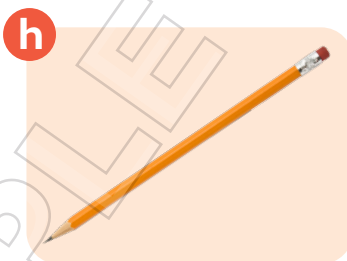
rubber

ruler



pencil

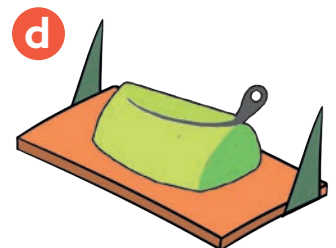

pen



crayon

pencil case

3  1.38  Listen and say. Ask and say.



4 Play *Hide and Seek*.



Cumulative revision



1


- 5 Play *Sam's six*.
- 6 Find, point and say.

- 7  1.39 Listen and say.

Sam's sounds

robots, red, ruler



- 8 Listen to your teacher, think and point.



Kids can - I can

