

2

How are families different?

Lesson 1 Vocabulary

- 1 ♻️ What can you see? Say.
 - 2 🎵 1.40 Listen and point.
 - 3 🎵 1.41 🎵 1.42 🔄 Listen, point and repeat. Say the chant.
 - 4 Play *Mime* or say.
 - 5 Make the mini-cards.
- 🕒 Draw a family member. Say or write.



1 grandma

2 brother

3 sister

Lesson 2 Song

- 1 1.43 Listen and say. What is the extra word?
 - 2 1.44 Listen to the *Who's this?* song and point. Who is a special family member?
 - 3 1.44 Listen. Sing and act out the *Who's this?* song.
 - 4 Play *Who's this?*
- Draw a special family member.



Language: *Who's this? This is (my mum).*

Sam's corner

Draw a classmate.
Show and guess.

Lesson 3 Story

Oh no! Where's my sister?



Real English

- How are you?
- I'm excited!

1 ♻️ Play Sam's sack.

2 🎵 1.47 Listen and point.

3 🎵 1.48 Listen and repeat.

4 🔄 Look and say. Who is sad in the story?



Language: Is this your (little sister)? Yes, it is. / No, it isn't.



5 Show and say.

I'm excited.



I'm sad.



It's important to say how you feel.

6 Listen and say.






Imagine and draw. Where is Sam's little sister?

Sam's corner 

Imagine and draw a present for Jack.

Lesson 4 Communication


- 1  1.48  Listen and say.
- 2  1.50 Listen and point. Mime and say.



sad



happy



excited



worried

- 3  1.51 Listen. Sing and act out the *How are you today?* song.



- 4  Play *How are you today?*



How are you today?



I'm excited.



Sam's corner

Draw four funny emoticons. Say.



Use your school objects to design a face.



Language: *sad, happy, excited, worried; How are you today? I'm (excited).*

Lesson 5 Vocabulary and Grammar

- 1 1.54 Listen and say.
- 2 1.55 Listen, point and say. Play *Fast finger*.

1 old

2 young

3 tall

4 short


- 3 1.56 Listen and choose.

1 a b

2 a b

3 a b

- 4 Make the circus family cards. ✂



- 5 1.57 Listen. Play *Family*.

My aunt is young.

Is this your aunt?

- Draw yourself in a house of mirrors. Say or write.

Language: old, young, tall, short; My (aunt) is (young).
Is this your (aunt)? Yes, it is. / No, it isn't.



Lesson 6 Cross-curricular

1  Look and say.

Fantastic families!

Elsa



big family

Harry



small family

2  1.58  Listen. Who is in these families?

3  Is your family big or small? Draw on your fingers and say.



My family is small. This is ...

 Write your family members' names.



Sam's corner

Look and say:
a big or a small family?



Language: *My family is big/small. This is (my mum).*

Lesson 7 Culture

1 Play Pairs.

2 1.59 Listen. Point and say.



3 1.60 Listen and match.



Tom



Tosia

4 What do you do on your birthday? Point, show or say.

5 Play *Pass the sack*.

Draw your birthday present.

Language: sing *Happy Birthday*, play musical statues, play *Pass the parcel*, get birthday cards, get presents, have a birthday cake; *On my birthday, I ...*

Lesson 8 Revision

1  Play *Sam's sack*.

2  1.61 Listen and point. Match and say.



brother

aunt

mum

grandma


grandpa

sister

uncle

dad

3  1.62  Listen and point. Say.



4 Play Yes or No.




Cumulative revision

- 5 Play *Sam's six*.
- 6 Find, point and say.

- 7 1.63 Listen and say.

Sam's sounds

six, sad,
squirrels, scooter



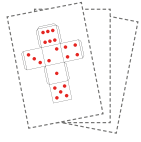
- 8 Listen to your teacher, think and point.

1  1.64 Listen and point. How many people help Tom?



2 Act out the story.

3 Make the dice. ✂



4  Play the Review 1 race.

a yellow ruler

uncle



 Write three words. Use colours.

crayon