

# 2

# Me and my clothes

## Lesson 1 Vocabulary 1



### 1 Let's start!

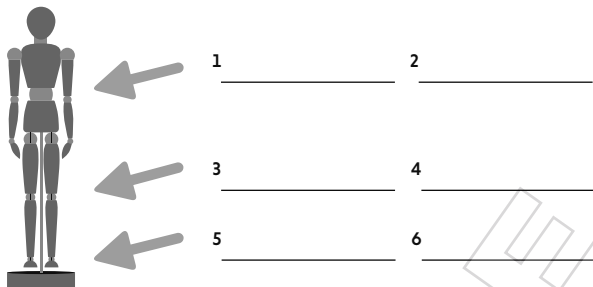
Popatrz na zdjęcie. Wybierz właściwe odpowiedzi.

- 1 Her **cap** / **dress** is grey.
- 2 Her **T-shirt** / **hoodie** is white.
- 3 Her **trousers** / **shorts** are grey.
- 4 Her **shoes** / **socks** are white and grey.

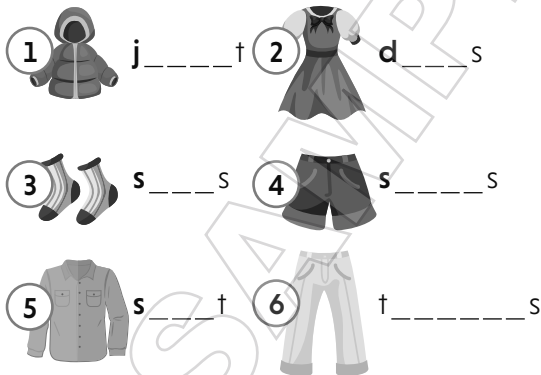


### 2 Dopasuj nazwy ubrań z ramki do właściwych części ciała.

jeans jumper skirt socks trainers T-shirt



### 3 Popatrz na ilustracje 1–6. Uzupełnij brakujące litery.



### 4 12 Postępuj rozmowy Marie i Bruna. Połącz przymiotniki a–d z nazwami ubrań 1–4.

- |            |               |
|------------|---------------|
| 1 jacket   | a comfortable |
| 2 dress    | b smart       |
| 3 T-shirt  | c sporty      |
| 4 trainers | d warm        |

### 5 Przeczytaj zadanie i uzupełnij luki.

## Learning zone



Aby lepiej zapamiętać nowe słówka, ułóż z nich rap lub rymowanekę. Następnie przeczytaj rap kilka razy na głos i spróbuj powiedzieć go z pamięci.



Click, click, clap, clap,  
Here's my new rap.

Jacket, jumper,  
Shorts and skirt.

Click, click, clap, clap.

Stwórz nową rymowanekę. Wstaw cztery inne nazwy ubrań.

Click, click, clap, clap,  
Here's my new rap.

\_\_\_\_\_, \_\_\_\_\_  
\_\_\_\_\_, \_\_\_\_\_

Click, click, clap, clap.

### 6 Pronunciation /ɔ: /

13 Postępuj nagrania. Podkreśl siedem wyrazów z dźwiękiem /ɔ: /.



Four friends are in the park,  
George and Laura, Kate and Paul.  
His shorts are sporty, her shoes are smart,  
her cap is cool, his jumper is small.

**CHARGE**  
YOUR GRAMMAR!



▶ VIDEO 05

**1** Wybierz właściwe odpowiedzi.

- 1 He *isn't* / *aren't* funny.
- 2 You *'m not* / *aren't* right, Will!
- 3 It *isn't* / *aren't* blue.
- 4 We *'m not* / *aren't* at the club.
- 5 I *'m not* / *isn't* sure.
- 6 They *aren't* / *isn't* in the park.

**2** Uzupełnij zdania. Użyj: *'m not*, *aren't*, lub *isn't*. Wykorzystaj komiks ze strony 22 z Książki Ucznia.

- 1 Mickey \_\_\_\_\_ from the USA.
- 2 The children \_\_\_\_\_ at school today.
- 3 Lily \_\_\_\_\_ at the film studio.
- 4 Ana \_\_\_\_\_ an actor.
- 5 Mickey: I \_\_\_\_\_ an actor!
- 6 Robbie & Lily: We \_\_\_\_\_ children!

**3** Uzupełnij właściwą formą czasownika *be*.

- 1 These shoes \_\_\_\_\_ comfortable.
- 2 My dog \_\_\_\_\_ brown.
- 3 I \_\_\_\_\_ a teacher.
- 4 You \_\_\_\_\_ at school.
- 5 We \_\_\_\_\_ from Canada.
- 6 He \_\_\_\_\_ Chinese.

**4** Uzupełnij dialogi wyrazami z ramki.

aren't here isn't ready shorts you



At home ...

- Mum:** Ella! The taxi's <sup>1</sup> \_\_\_\_\_!
- Ella:** Oh no! I'm not <sup>2</sup> \_\_\_\_\_!
- Mum:** The clothes <sup>3</sup> \_\_\_\_\_ in the bags!



On holiday ...

- Ella:** It's warm today and my <sup>4</sup> \_\_\_\_\_ aren't in my bag!
- Mum:** Just a minute. Look! They're in my bag. Here <sup>5</sup> \_\_\_\_\_ are!
- Ella:** Thanks, Mum. And my cap <sup>6</sup> \_\_\_\_\_ in my bag.
- Mum:** Ha ha! It's on your head!
- Ella:** Ha ha!

**TIME CHALLENGE!**



**5** Ile zdań potrafisz ułożyć z wyrazów w ramce? Użyj stopera – masz cztery minuty na napisanie zdań!

aren't comfortable isn't my dress  
my hoodie my jeans my shoes smart

*My jeans aren't smart.*

---

---

---

---

---

---

---

---

---

---

- 3–4 sentences = good! 👍
- 5–6 sentences = very good! 👍👍
- 7–8 sentences = amazing! 👍👍👍



▶AUDIO 14

## 1 Let's start!

Ułóż litery we właściwej kolejności tak, aby powstały nazwy ubrań.

- 1 j m u p e r \_\_\_\_\_  
 2 t r n i a e s \_\_\_\_\_  
 3 j k e a c t \_\_\_\_\_  
 4 t u r s e o r s \_\_\_\_\_

## 2 Popatrz na ilustracje i wybierz właściwe odpowiedzi.



- 1 Ben is **quiet** / **funny**.  
 2 Connor is **kind** / **sporty**.  
 3 Nadia is **quiet** / **helpful**.  
 4 Julia is **friendly** / **shy**.  
 5 Lucas is **shy** / **funny**.  
 6 Ingrid is **sporty** / **helpful**.

## 3 Ułóż wyrazy z podanych liter.

- 1 Mickey isn't \_\_\_\_\_ (hys).  
 2 Her friends are \_\_\_\_\_ (idnk).  
 3 Robbie is \_\_\_\_\_ (ndlfyier).  
 4 My favourite cap is blue, but I'm not \_\_\_\_\_ (itque)!

## 4 Przeczytaj dialogi. Dopasuj właściwy przymiotnik do każdej osoby.

clever kind sporty

- 1 **Victor**: Oh no! My pen isn't in my school bag.  
**Paula**: Don't worry. Two pens are in my bag. Here you are. Here's a pen for you.  
 2 **Abi**: Look at my homework, 10/10.  
**Millie**: That's amazing!  
 3 **Chris**: You're very good at football, Lottie!  
**Lottie**: Thank you! Football is cool and tennis is great!

- 1 Paula is \_\_\_\_\_.  
 2 Abi is \_\_\_\_\_.  
 3 Lottie is \_\_\_\_\_.

## 5 Postępuj podcastu. Zapisz, czy zdania są prawdziwe (T=True), czy fałszywe (F=False).

## THE PERSONALITY PODCAST!

- 1 Will isn't helpful. \_\_\_\_\_
- 2 He is quiet. \_\_\_\_\_
- 3 He is funny. \_\_\_\_\_
- 4 Sarah is clever. \_\_\_\_\_
- 5 She isn't shy. \_\_\_\_\_
- 6 She isn't friendly. \_\_\_\_\_

## 6 Postępuj podcastu ponownie. Uzupełnij tabelę informacjami na temat Willa i Sarah.

	Age	Country	Favourite Colour
Will	1 _____	2 _____	3 _____
Sarah	4 _____	5 _____	6 _____



AUDIO 15

CHARGE! YOUR GRAMMAR!



VIDEO 06

1 Wybierz właściwe odpowiedzi.

- 1 Ada: **Is / Are** he from New York?  
Jay: No, he **isn't / aren't**.
- 2 Will: **Is / Are** you on holiday?  
Olivia: Yes, we **is / are**.
- 3 Ada: **Is / Are** you ready?  
Jay: Yes, I **am / is**.
- 4 Jay: **Is / Are** you at the sports camp?  
Olivia: No, we **isn't / aren't**.

2 Uzupełnij dialog wyrazami z ramki.



am Are Is isn't not you

- A: Hi! My name's Deniz.  
B: Hi Deniz. <sup>1</sup> \_\_\_\_\_ you Polish?  
A: No, I'm <sup>2</sup> \_\_\_\_\_. I'm from Turkey.  
Are <sup>3</sup> \_\_\_\_\_ in my English class?  
B: Yes, I <sup>4</sup> \_\_\_\_\_. Our English teacher is Mr Clarkson.  
A: <sup>5</sup> \_\_\_\_\_ he from the UK?  
B: No, he <sup>6</sup> \_\_\_\_\_. He's from Canada.

3 Uzupełnij pytania i odpowiedzi właściwymi formami be.

- 1 \_\_\_\_\_ Ana and Mickey at school today?  
No, they \_\_\_\_\_.
- 2 \_\_\_\_\_ Robbie a child?  
No, he \_\_\_\_\_.
- 3 \_\_\_\_\_ Ana and Mickey Spanish?  
No, they \_\_\_\_\_.
- 4 \_\_\_\_\_ you a student?  
Yes, I \_\_\_\_\_.
- 5 \_\_\_\_\_ Lily a cat?  
Yes, she \_\_\_\_\_.

4 Dopasuj zakończenia zdań a-f do ich początków 1-6.

- |                   |                     |
|-------------------|---------------------|
| 1 Is              | a they from China?  |
| 2 Are             | b your jeans?       |
| 3 What is         | c I clever?         |
| 4 What colour are | d she?              |
| 5 Who is          | e your name?        |
| 6 Am              | f he in your class? |

5 Napisz pytania do odpowiedzi. Użyj wyrazów podanych w nawiasach.

- 1 A: \_\_\_\_\_?  
(she / a student)  
B: No, she isn't.
- 2 A: \_\_\_\_\_?  
(they / at the party)  
B: Yes, they are.
- 3 A: \_\_\_\_\_?  
(What colour / your hoodie)  
B: It's blue.
- 4 A: \_\_\_\_\_?  
(I / sporty)  
B: Yes, you are!
- 5 A: \_\_\_\_\_?  
(What / your nationality)  
B: I'm French.
- 6 A: \_\_\_\_\_?  
(Who / he)  
B: He's my dad.

6 15 Postuchaj pytań. Wybierz właściwe odpowiedzi.

- |                           |                           |
|---------------------------|---------------------------|
| 1 a Yes, I am.            | 5 a No, they aren't.      |
| b No, it isn't.           | b Yes, he is.             |
| 2 a It's a bag.           | 6 a She's ten.            |
| b I'm funny and friendly. | b She's kind and helpful. |
| 3 a Orange.               |                           |
| b Sixty-three.            |                           |
| 4 a He's a new student.   |                           |
| b No, he isn't.           |                           |

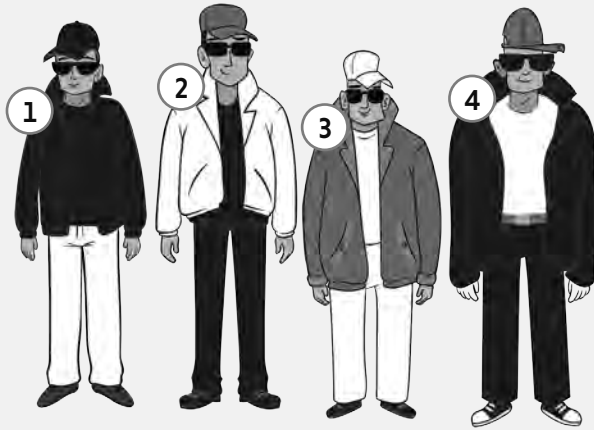


AUDIO 16

1 16 Postłuchaj nagrania. Kto jest szpiegiem?



WHO IS THE SPY?



2 Znajdź sześć przymiotników opisujących ludzi. Zapisz je pod spiralą.



- 1 \_\_\_\_\_
- 2 \_\_\_\_\_
- 3 \_\_\_\_\_
- 4 \_\_\_\_\_
- 5 \_\_\_\_\_
- 6 \_\_\_\_\_

3 Przeczytaj zagadkę i uzupełnij tabelę po prawej stronie.

Dan, Sam, Jim, Tom, and Rick are friends. One boy is 9, one boy is 10, one boy is 11, one boy is 12 and one boy is 13. Their favourite colours are blue, orange, red, black and green. Dan's favourite colour isn't red. He isn't 11. Sam's favourite colour isn't blue. Jim isn't 9. Tom isn't 10. Rick's favourite colour isn't green. One boy is 10. His favourite colour is green.

4 Popatrz na ilustracje z ubraniami. Znajdź właściwe wyrazy i napisz pytania.

1 trainers, a T-shirt, a cap, a hoodie

2 socks, jumper, shorts

3 shoes, jeans, a shirt, a jacket




	Favourite colour	Age
Dan	1 _____	2 _____
Sam	3 _____	12
Jim	orange	4 _____
Tom	black	5 _____
Rick	6 _____	13



**1** **17** Posłuchaj nagrania. Dopasuj tytuły filmów do właściwych zegarów.

- 1 *Encanto* \_\_\_\_\_
- 2 *Frozen* \_\_\_\_\_
- 3 *Coco* \_\_\_\_\_
- 4 *The Lego Movie* \_\_\_\_\_
- 5 *Paddington* \_\_\_\_\_



**2** **18** Posłuchaj nagrania i przeczytaj dialog. Wybierz właściwe zegary.

**Lydia:** Look Dad. The new *Paddington* film is on today!  
**Dad:** What time is the film?  
**Lydia:** It's at twenty past five.  
**Dad:** And what time is it now?  
**Lydia:** It's ten to five.  
**Dad:** OK, let's go.  
**Lydia:** Great!

**1** It is ... now.



**2** The film is at ...



**3** Ułóż dialog we właściwej kolejności.

- \_\_\_ **Hugo:** What time is the film?
- \_\_\_ **Marcus:** It's twenty past five now.
- \_\_\_ **Hugo:** OK, let's go.
- 1 **Marcus:** Look Hugo. The film *Sing 2* is on today!
- \_\_\_ **Marcus:** Great!
- \_\_\_ **Hugo:** And what time is it now?
- \_\_\_ **Marcus:** It's at quarter to six.



**4** **19** Popatrz na tytuły programów telewizyjnych i godziny ich emisji. Posłuchaj nagrania i odpowiedz na pytania.

## WHAT TO WATCH TONIGHT



<b>Channel 1</b>	<i>SpongeBob SquarePants</i>	6.30
<b>Channel 3</b>	<i>Pokémon</i>	7.25
<b>Channel 6</b>	<i>Our Planet</i>	5.15

What time is *SpongeBob SquarePants*?

It's at ...

**5** **20** Posłuchaj nagrania i powtórz swoje odpowiedzi. Sprawdź, ile razy udało Ci się odpowiedzieć poprawnie.



▶AUDIO 21



▶VIDEO 08

1 Popatrz na nowe słowa. Dopasuj zdjęcia a–c do wyrażń 1–3.



cold



hot



wet

- 1 clothes for cold days \_\_\_\_\_  
 2 clothes for hot days \_\_\_\_\_  
 3 clothes for wet days \_\_\_\_\_



a



b



c

3 Przeczytaj tekst ponownie. Dopasuj zakończenia zdań a–e do ich początków 1–5.

- |                     |                      |
|---------------------|----------------------|
| 1 Liam              | a is green.          |
| 2 Adele's jacket    | b are sporty.        |
| 3 Adele             | c is from Australia. |
| 4 Gabriel's friends | d is in the park.    |
| 5 Gabriel           | e is at school.      |

4 Przeczytaj tekst. Uzupełnij luki właściwymi imionami zgodnie z treścią tekstu.

- 1 \_\_\_\_\_'s shirt is white.  
 2 \_\_\_\_\_'s surfing clothes are blue.  
 3 \_\_\_\_\_ and \_\_\_\_\_ aren't at school.  
 4 \_\_\_\_\_'s clothes are comfortable.


2 21 Posłuchaj nagrania i przeczytaj tekst. Uzupełnij zdania 1–3 właściwymi wyrazami.

## CLOTHES AROUND THE WORLD

Contact



Today is January 26. Where are you?  
 What are your clothes today?



My name's Liam and I'm on holiday today! I'm on the **beach** in Sydney, Australia. It's a good day for **surfing** because it's hot. Look at my new **surfboard**. It's orange and it's really cool. My clothes today are surfing clothes. They're my favourite colour – blue.

Hi! I'm Adele! I'm from Bristol in the UK and I'm at school today. It's cold and wet, so my red umbrella is in my bag. My school clothes are a white shirt, a blue skirt and a blue jumper. My jacket is green and it's very warm.



I'm Gabriel and I'm from Rio de Janeiro in Brazil. It's hot here today and I'm in the park with my friends. We're very sporty and football is our favourite sport! My clothes today are comfortable. My football shorts are blue, my t-shirt is yellow and my football is black and white.

- 1 Liam's \_\_\_\_\_ is orange.  
 2 Adele's \_\_\_\_\_ is in her bag.  
 3 Gabriel's \_\_\_\_\_ is black and white.

### Glossary

**beach** – plaża

**surfing** – surfowanie

**surfboard** – deska do surfowania

**1** Popatrz na zdjęcie. Zgadnij, jakie jest hobby dziewczynek. Wybierz właściwą odpowiedź.



- |  |  |
|--|--|
|   |   |
| 1 music  | 3 dance  |
|  |  |
| 2 art  | 4 swimming   |

**2** Przeczytaj wiadomość. Zaznacz, która dziewczynka na zdjęciu w ćwiczeniu 1. to Amelia.

Amelia: a  b

**Hi from the USA!**

Hi Seb!  
I'm Amelia. I'm 12 and I'm from San Francisco. I'm quiet and kind.  
Look at the photo. I'm at home with my friend, Harper. My shirt is black and comfortable.  
Art is my hobby. What's your hobby?  
Write to me soon.  
Amelia

**3**  Przeczytaj tekst w ćwiczeniu 2. i uzupełnij zdania.

- 1 Amelia is from \_\_\_\_\_.
- 2 She is \_\_\_\_\_ years old.
- 3 She is quiet and \_\_\_\_\_.
- 4 Her friend is \_\_\_\_\_.
- 5 Her hobby is \_\_\_\_\_.

**4** Popatrz na formularz Oskara. Uzupełnij jego wiadomość do Julii.

**WORLD STUDENT CLUB**

Computer Club Member

<b>Name:</b> Oskar	<b>Age:</b> 11
<b>Country:</b> Poland	<b>Friend:</b> Max
<b>City:</b> Gdańsk	<b>Hobby:</b> swimming
<b>Personality:</b> funny, friendly	

**Hello from Poland!**

Hi Julia!  
My name is <sup>1</sup> \_\_\_\_\_.  
I'm <sup>2</sup> \_\_\_\_\_ and  
I'm from <sup>3</sup> \_\_\_\_\_.  
I'm funny and <sup>4</sup> \_\_\_\_\_.  
Look at the photo. I'm at a party with my friend,  
<sup>5</sup> \_\_\_\_\_. My shirt is blue and  
sporty. <sup>6</sup> \_\_\_\_\_ is my hobby.  
What's your hobby?  
Write to me soon.  
Oskar



**Write it Right!**

Żeby połączyć informacje w zdaniu używamy *and* oraz *but*.

Kiedy piszemy o dwóch podobnych rzeczach, używamy *and*.

*I'm quiet and shy.*

Kiedy piszemy o dwóch różnych rzeczach, używamy *but*.

*I'm ten, but my friend is twelve.*

**5** Popatrz na wiadomość Oskara w ćwiczeniu 4. i napisz własną wiadomość do kolegi/ koleżanki. Pamiętaj napisać przynajmniej po jednym zdaniu z *and* i *but*.

---



---



---



---



## 1 Uzupełnij luki nazwami ubrań.



\_\_\_\_\_



\_\_\_\_\_



\_\_\_\_\_



\_\_\_\_\_



\_\_\_\_\_



\_\_\_\_\_

\_\_\_ /6 points

## 2 Popatrz na przymiotniki 1–6. Zapisz, czy opisują one ubrania (C=Clothes), osobowość (P=Personality), czy pasują do obu kategorii (B=Both).

- |               |     |            |     |
|---------------|-----|------------|-----|
| 1 funny       | ___ | 4 friendly | ___ |
| 2 comfortable | ___ | 5 sporty   | ___ |
| 3 clever      | ___ | 6 warm     | ___ |

\_\_\_ /6 points

3 Napisz zdania przeczące z *be*. Użyj form skróconych.

- 1 I am shy.  
*I'm not shy.*
- 2 She is in the park.  
\_\_\_\_\_
- 3 They are happy.  
\_\_\_\_\_
- 4 My friend is twelve.  
\_\_\_\_\_
- 5 We are ready.  
\_\_\_\_\_
- 6 You are from Australia.  
\_\_\_\_\_
- 7 The cat is small.  
\_\_\_\_\_

\_\_\_ /6 points

## 4 Napisz pytania i odpowiedzi.

- 1 you / a student?  
\_\_\_\_\_?  
✓ \_\_\_\_\_.
- 2 the trainers / comfortable?  
\_\_\_\_\_?  
X \_\_\_\_\_.
- 3 I / in the right room?  
\_\_\_\_\_?  
✓ \_\_\_\_\_.
- 4 Mrs Brown / an actor  
\_\_\_\_\_?  
✓ \_\_\_\_\_.
- 5 the trousers / smart  
\_\_\_\_\_?  
X \_\_\_\_\_.

\_\_\_ /10 points

## 5 Dopasuj odpowiedzi a–f do pytań 1–6.

- 1 Where are you from? \_\_\_\_\_
- 2 What is your favourite number? \_\_\_\_\_
- 3 What colour is your shirt? \_\_\_\_\_
- 4 What is he like? \_\_\_\_\_
- 5 Who is that boy? \_\_\_\_\_
- 6 What are they? \_\_\_\_\_
- a He's clever and sporty.
- b They're Turkish chocolates.
- c I'm from France.
- d He's a new student.
- e It's orange.
- f Twenty-two.

\_\_\_ /6 points

## 6 Check your Progress!

Score 28–34 points? Well done! 👍


Score 18–27 points? Not bad! 😊

Score 1–17 points? Keep trying! 🙏 → **Catch-up**, p.27


Ready for more? → **Extra Challenge**, p.27

## Catch-up

1 Popatrz na ilustracje 1–4. Wybierz ubrania odpowiednie do sytuacji ukazanych na ilustracjach.



- a shorts & a T-shirt  
b a jumper & jeans



- a shoes & a dress  
b trainers & shorts



- a a T-shirt & a skirt  
b a hoodie & trousers



- a a dress & a jacket  
b jeans & a hoodie

2 Wybierz właściwe odpowiedzi.

Isabella: Hello Simon.

<sup>1</sup>Is / **Are** you in the park?

Simon: Yes, I <sup>2</sup>am / is. I'm with Jan.

Isabella: <sup>3</sup>Who / What is Jan?

Simon: He's my friend.

Isabella: <sup>4</sup>Who / What is he like?

Simon: He's quiet and clever.

Isabella: <sup>5</sup>Is / Are he sporty?

Simon: No, he <sup>6</sup>isn't / aren't.

3 Uzupełnij zdania. Użyj: 'm not, isn't lub aren't.

1 I \_\_\_\_\_ from the UK.

2 The jacket \_\_\_\_\_ smart.

3 The shoes \_\_\_\_\_ brown, they're blue.

4 You \_\_\_\_\_ helpful.

5 He \_\_\_\_\_ shy.

6 We \_\_\_\_\_ on holiday.

## Extra Challenge

4 Uzupełnij dialog informacjami o Martinie.

Martin

Age:

11

Nationality:

Argentinian

My favourite clothes:

blue jeans,  
warm hoodie

My personality:

funny, friendly



Andrea: Hello. I'm Andrea.

What <sup>1</sup>\_\_\_\_\_?

Martin: Hi Andrea. I'm Martin.

Andrea: Where <sup>2</sup>\_\_\_\_\_?

Martin: <sup>3</sup>\_\_\_\_\_.

Andrea: What <sup>4</sup>\_\_\_\_\_ favourite clothes?

Martin: My favourite clothes are my <sup>5</sup>\_\_\_\_\_ and my <sup>6</sup>\_\_\_\_\_.

Andrea: <sup>7</sup>\_\_\_\_\_ like?

Martin: I'm <sup>8</sup>\_\_\_\_\_ and <sup>9</sup>\_\_\_\_\_.

5 Popatrz na podpowiedzi i ułóż zdania.

Uzupełnij brakujące wyrazy.

1 A: she / friendly

\_\_\_\_\_?

B: ✓ \_\_\_\_\_!

2 My friends / X / in the garden

\_\_\_\_\_.

3 We / X / at home

\_\_\_\_\_.

4 A: your dog / clever

\_\_\_\_\_?

B: X \_\_\_\_\_!

5 I / X / funny

\_\_\_\_\_.

6 My hoodie / X / brown.

\_\_\_\_\_.

## Vocabulary

## 1 Uzupełnij luki właściwymi nazwami narodowości.

- 1 Poland \_\_\_\_\_  
 2 the USA \_\_\_\_\_  
 3 China \_\_\_\_\_  
 4 the UK \_\_\_\_\_

## 2 Uzupełnij nazwy ubrań.



s \_ \_ r \_



j \_ \_ \_ s



h \_ \_ d \_ \_



t \_ \_ \_ \_ \_ s

## 3 Ułóż nazwy miejsc z podanych liter.

- 1 The students are at \_\_\_\_\_ (lcosho).  
 2 We're in the \_\_\_\_\_ (rkap).  
 3 I'm at a \_\_\_\_\_ (rytap) with my friends.  
 4 Marek is at a \_\_\_\_\_ (msmreu macp).

## 4 Zapisz liczby słownie.

- 1 17 \_\_\_\_\_  
 2 34 \_\_\_\_\_  
 3 99 \_\_\_\_\_  
 4 68 \_\_\_\_\_

## 5 Popatrz na ilustracje. Wybierz właściwe odpowiedzi.

Lucy is **sporty** / **helpful**.Rick is **kind** / **clever**.Katy is **shy** / **friendly**.Ben is **funny** / **quiet**.

## Grammar

6 Uzupełnij zdania. Użyj skróconych form *be* tam, gdzie jest to możliwe.

- 1 Julia \_\_\_\_\_ ten years old.  
 2 I \_\_\_\_\_ in the garden.  
 3 You \_\_\_\_\_ Spanish.  
 4 My dog \_\_\_\_\_ very friendly.  
 5 The students \_\_\_\_\_ at school.

## 7 Napisz zdania przeczące. Użyj zdań z ćwiczenia 6.

- 1 *Julia isn't ten years old.* \_\_\_\_\_  
 2 \_\_\_\_\_  
 3 \_\_\_\_\_  
 4 \_\_\_\_\_  
 5 \_\_\_\_\_

## 8 Wybierz właściwe odpowiedzi.

- 1 It isn't **a** / **an** / - new computer, it's **a** / **an** / - old computer.  
 2 These are **a** / **an** / - blue shorts.  
 3 They're **a** / **an** / - amazing trainers!  
 4 It's **a** / **an** / - umbrella.

## 9 Ułóż pytania z podanych wyrazów.

- 1 is Who teacher your ?  
 \_\_\_\_\_  
 2 you Are the garden in ?  
 \_\_\_\_\_  
 3 socks are Where my ?  
 \_\_\_\_\_

## 10 Uzupełnij dialog.

- A: Hi! <sup>1</sup> \_\_\_\_\_ are you from?  
 B: I'm from Spain. <sup>2</sup> \_\_\_\_\_ you Polish?  
 A: Yes, I <sup>3</sup> \_\_\_\_\_. I'm from Gdansk.  
<sup>4</sup> \_\_\_\_\_'s your favourite colour?  
 B: It's blue. Your hoodie's red.  
<sup>5</sup> \_\_\_\_\_ red your favourite colour?  
 A: <sup>6</sup> \_\_\_\_\_, it isn't. It's blue! Look! My bag's blue and my cap's blue.



AUDIO 22

Speaking

11 Uzupełnij dialogi wyrazami z ramek.

old too your

- A: What's <sup>1</sup> \_\_\_\_\_ name?
- B: My name's Sara.
- A: How <sup>2</sup> \_\_\_\_\_ are you, Sara?
- B: I'm eleven
- A: Really? Me <sup>3</sup> \_\_\_\_\_!

now past quarter time

- A: What <sup>4</sup> \_\_\_\_\_ is the parade?
- B: It's at <sup>5</sup> \_\_\_\_\_ to four.
- A: And what time is it <sup>6</sup> \_\_\_\_\_?
- B: It's half <sup>7</sup> \_\_\_\_\_ three.
- A: Let's go!

12 Wybierz właściwe odpowiedzi.

- 1 You're **amazing** / **a minute!**
- 2 It's **worry** / **OK.**
- 3 What a **mess** / **ready!**
- 4 Here you **are** / **amazing.**

Listening

13 Usłyszysz dwukrotnie dwa dialogi. Na podstawie informacji zawartych w nagraniu wybierz odpowiedź a lub b.

Dialogue 1

What time is the film?

a 05:30 b 05:45

Dialogue 2

Tick ✓ the correct student card for Ben.

a STUDENT'S CARD

Name: Ben  
Nationality: British  
Age: 12

b STUDENT'S CARD

Name: Ben  
Nationality: Australian  
Age: 10

Reading

14 Przeczytaj wpis na blogu Alexa i popatrz na zdjęcie. Który chłopiec to Alex? Wybierz a, b lub c.

Alex's Blog



Hi friends!

Look at the picture! I'm in the park with my friends Billy and Mark. Our clothes are warm because it's cold today. Look at my hoodie. It's big and very comfortable. My jeans and my shoes are old, but I love them! Billy's shirt is big. His backpack is blue. Blue's his favourite colour. Mark's very sporty. He loves football and tennis. His trainers are really cool.



15 Przeczytaj tekst z ćwiczenia 14. ponownie i uzupełnij zdania.

- 1 Alex and his friends are in the \_\_\_\_\_.
- 2 Alex's shoes are \_\_\_\_\_.
- 3 Billy's favourite colour is \_\_\_\_\_.
- 4 Mark is \_\_\_\_\_.