

Me and my clothes

2

Lesson 1 Vocabulary 1

I can talk about clothes.

DRESS YOUR SUPERHEROES!

2

Olivier Olivia

1

3

2

Clothes

___ cap • ___ dress • ___ hoodie •
___ jacket • ___ jeans •
___ jumper • ___ shirt •
___ shoes • ___ shorts • ___ skirt •
___ socks • ___ trainers •
___ trousers • ___ T-shirt

4

Adjectives

comfortable • smart •
sporty • warm



1 a _____
jumper



2 _____
clothes



3 _____
shoes



4 _____
trousers

5

at a café at a party at school
in the park on holiday

7

forty Paul warm

Learning Zone

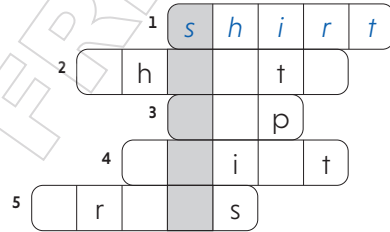


Day 1

- h_o__ie
- jacke__
- ju_p_r
- s_i__t
- T-s_i__t

Day 2

- je_n__
- tr__sers
- _____
- _____
- _____

Fast finishers


I can use verb be in negative sentences.

They aren't my clothes!

Panel 1:

3 Hi, everyone!

4 Mum, the taxi is outside.

5 Oh no, I'm not ready! Mickey, get my big bag with clothes for the film please.

1 Mickey and Ana aren't at school today.

2 It isn't a schoolday. It's Saturday!

Panel 2:

1 Good morning Mrs Brown. The new actor from the USA is with you, right?

2 Mickey, you aren't from the USA!

3 Mickey isn't an actor!

4 This is my mum! We aren't at school today. We're here to watch!

Panel 3:

1 Here's your bag, Mum. 9.30

2 Oh no! It isn't my bag! They aren't my clothes for the film!

3 I'm sorry, Mum ...

4 Don't worry, Mrs Brown. Just a minute!

Panel 4:

1 Robbie's back! 10.00

2 Here you are, Mrs Brown.

3 Thank you, Robbie!

1 Mickey, your mum's a very good actor!

2 She's amazing!

1 *Robbie / Mickey / Mrs Brown* is in a film.

- 2
- 1 Two black bags are in picture 1. 7
 - 2 Mickey is an actor. ___
 - 3 The clothes in the picture are for the film. ___
 - 4 Mrs Brown is an amazing actor. ___

Notatki

I can understand and use personality adjectives.



1 _____

2 Personality adjectives

___ clever • ___ friendly •
 ___ funny • ___ helpful • ___ kind •
 ___ quiet • ___ shy • ___ sporty

3 Look at the colour of your favourite clothes and find out what it means!

ORANGE friendly, ¹ _____

GREEN helpful, clever


² _____ sporty

BLUE quiet, kind


WHITE ³ _____

4

Dialogue 1



Dialogue 2



Notatki _____

I can understand a text about cosplay.

COSPLAY AROUND THE WORLD

What is cosplay? Look at the people in the pictures. They look like characters from a film, a TV show, a comic book or a video game. That's cosplay, and people like it all around the world!




THANKSGIVING DAY PARADE, HOUSTON, TEXAS



THANKSGIVING DAY PARADE, HOUSTON, TEXAS



COMIC CON, LONDON



STREET COSPLAY, TOKYO

In the USA, street parades are great for cosplay. Look at the friendly man in blue jeans and a yellow shirt. Who is he? He's Woody from *Toy Story*. Look at the man in a blue jacket with a star on it. He's a superhero! He's Captain America. He's cool!

The UK is a good country for cosplay, too. Look at the photo from a big cosplay event – *Comic Con* in London. It is for everyone, young and old. The men are Luigi and Mario, the characters from the computer game *Super Mario Bros*. They're funny!

In Japan, comic books inspire young people to make interesting clothes. Look at this girl. She's amazing! Her dress is orange and her umbrella is green. What colours are her hair and her socks?

In all countries, cosplay is fun!

GUESS WHAT?!



- *Manga* is the name of some comic books from Japan. They are usually black and white!
- *Comic Cons* are amazing events for the fans of comic books, films and TV shows.

1



2

3

- 1 Captain America is _____
- 2 *Comic Cons* are _____
- 3 Luigi is _____
- 4 *Mangas* are _____
 - a comic books.
 - b from *Toy Story*.
 - c a superhero.
 - d a character from a game.
 - e events for young and old.

Revision of lessons 1-7.



- 1 _____
- 2 _____
- 3 _____
- 4 _____
- 5 _____

___ /5 points

2

___ shy ___ smart
___ sporty ___ warm



___ /3 points

3

- 1 h _____ l
- 2 ki _____ d
- 3 qu _____ t
- 4 f _____ ny

___ /4 points

4

- 1 My shoes / not / red.

- 2 My dress / not / yellow.

- 3 I / not / 12.

___ /3 points

5

- 1 What _____ they?
_____ my trainers.
- 2 Who _____ he?
He _____ my friend.
- 3 _____ is she like?
She _____ friendly.
- 4 _____ he clever?
Yes, he _____.
- 5 _____ she shy?
No, she _____.

___ /5 points

6

10.00

School Fun Day

SATURDAY

9.30 Coding lesson with Mr Jones, room 5

10.15 Football match, stadium

Lara: What time is the coding lesson?

Tom: It's ¹ _____ half past nine.

Lara: What ² _____ is it now?

Tom: It's ten ³ _____.

Lara: And ⁴ _____ time is the football match?

Tom: It's at ⁵ _____ past ten.

Lara: Great, let's go!

___ /5 points

Notatki _____

Be negative

| | |
|--------------------------------|-----------------------------------|
| I am not at school. | Ja nie jestem w szkole. |
| You are not at school. | Ty nie jesteś w szkole. |
| He is not at school. | On nie jest w szkole. |
| She is not at school. | Ona nie jest w szkole. |
| It is not at school. | Ono nie jest w szkole. |
| We are not at school. | My nie jesteśmy w szkole. |
| You are not at school. | Wy nie jesteście w szkole. |
| They are not at school. | Oni/One nie są w szkole. |

Kiedy chcesz zaprzeczyć w zdaniu z **be**, użyj **not**.

I'm not 12.

It isn't green.

They aren't quiet!



I AM NOT ⇒ I'M NOT YOU ARE NOT ⇒ YOU AREN'T HE IS NOT ⇒ HE ISN'T
 SHE IS NOT ⇒ SHE ISN'T IT IS NOT ⇒ IT ISN'T
 WE ARE NOT ⇒ WE AREN'T YOU ARE NOT ⇒ YOU AREN'T THEY ARE NOT ⇒ THEY AREN'T

Be questions and short answers

| | |
|--|---|
| Postaw am, is lub are na początku pytania. | Użyj am/is/are lub 'm not/ isn't/aren't w krótkich odpowiedziach. |
| Am I sporty? | Yes, I am . / No, I'm not . |
| Are you sporty? | Yes, you are . / No, you aren't . |
| Is he sporty? | Yes, he is . / No, he isn't . |
| Is she sporty? | Yes, she is . / No, she isn't . |
| Is it sporty? | Yes, it is . / No, it isn't . |
| Are we sporty? | Yes, we are . / No, we aren't . |
| Are you sporty? | Yes, you are . / No, you aren't . |
| Are they sporty? | Yes, they are . / No, they aren't . |

Użyj **who**, aby spytać o osobę.

Użyj **what** oraz **like**, aby spytać, jaki ktoś jest lub jakie coś jest.

Użyj **what**, aby spytać o imię lub o jakąś rzecz.

Who is she?

What is he like?

What is your name?
What is it?

Project



AUDIO 02

1 02 **Posłuchaj nagrania.**

W punktach 1–5 zakreśl T (True) albo F (False) zgodnie z treścią nagrania.

- Alice and Sally are friends. T / F
- Alice's jumper is warm. T / F
- Her trousers aren't comfortable. T / F
- Sally is sporty. T / F
- Her cap and trainers are purple. T / F

___ /5 points

2 **Popatrz na ilustracje i uzupełnij zdania. Użyj wyrazów z ramki.**

dress shirt shoes skirt socks

- My favourite _____ are warm.
- Here's my new _____.
- My black _____ is smart.
- This is my sister. Her _____ is cool.
- I love my pink _____. They are comfortable.

___ /5 points

3 **Uzupełnij zdania. Wstaw: 'm not, isn't lub aren't.**

- My shorts _____ new.
- I _____ shy.
- My brother _____ funny.

4 Her trousers _____ sporty.

5 His cap _____ grey.

___ /5 points

4 **Popatrz na obrazki i uzupełnij wyrazy samogłoskami.**

1 sp_ rt_

2 q_ _ _ t

3 f_ nn_

4 sh_

5 h_ lpf_ l

___ /5 points

5 **Napisz pytania do podanych odpowiedzi. Użyj wyrazów umieszczonych w nawiasach.**

1 A: _____?
(he / quiet)

B: Yes, he is.

2 A: _____?
(they / friendly)

B: Yes, they are.

3 A: _____?
(she / in your class)

B: No, she isn't.

4 A: _____?
(Where / my trainers)

B: They're here.

5 A: _____?
(What / your sister like)

B: She's kind and clever.

___ /5 points

6 Ułóż wypowiedzi z podanych wyrazów.

Jack: Look, Emi. *Harry Potter* is on today!

1 film? is What the time

Emi: _____

2 It's past twenty six. at

Jack: _____

3 it now? what And is time

Emi: _____

4 to six. It's quarter

Jack: _____

5 now! Let's go

Emi: _____

___ /5 points

7 Przeczytaj tekst. Dopasuj zakończenia zdań a–e do ich początków 1–5.

Hi Toby,

Here is the photo of my cousins from Poland, Ala and Daniel.



They are cool!

Ala is twelve years old. She's sporty. Her hoodie is yellow. It's comfortable and sporty, of course. Ala is funny.

Daniel is fourteen years old. He's shy and quiet. His trousers and shoes are black. His shirt is white and smart. He's a fan of books – like me.

Write back,
Miriam

- 1 Miriam's cousins
- 2 Ala
- 3 Ala's hoodie
- 4 Daniel
- 5 Daniel's shirt

- a is comfortable.
- b is smart.
- c is quiet.
- d is 12 years old.
- e are Polish.

___ /5 points

8 Popatrz na formularz Chrisa. Uzupełnij poniżej jego wiadomość.



| | |
|--------------------|-----------------|
| Name: | Chris Bloom |
| Age: | 12 |
| Country: | Canada |
| Personality: | funny, helpful |
| Hobby: | music |
| Favourite clothes: | jeans, a jumper |

000

Virtual Classroom

Meet new friends!

Hi Ana,

My name is Chris and I'm

1 _____ years old. I'm from

2 _____. I'm helpful and

3 _____. What are you like?

My hobby is 4 _____.

I love hip hop. What is your hobby?

My favourite clothes are jeans and

5 _____. What about you?

Write to me,

Chris

Send

Cancel

___ /5 points

Total: ___ /40 points