

1 Fantastic toys

Lesson 1 Vocabulary 1

✓ Look. What can you see?



- 1.1 Listen, find and say.
- 1.2 Watch or listen. Move and sing.

Play with me!

Toys, toys, toys, toys,
Toys, toys, toys, toys.

Look! It's a **ball**.
A **ball**, a **ball**, a **ball**.
Play with me.

kite
scooter
car
bike

- 3 Find and circle the song words in the picture.

SING

1 Listen and look. What is Sam's toy?



Grammar

What **is** it? It's **a** car.
It's **an** alien.

2 Listen and stick the toy stickers.



3 Point. Ask and answer about the picture on page 10.

What is it?

It's a bike.



Before you read

- 1 Look at the pictures. Who can you see?
- 2 Listen and look. What's in the garden?
- 3 Act out the story.

Letters and sounds

- 1 Listen and repeat.
bike ball button
- 2 Find and circle the words in the story.

The toy garden

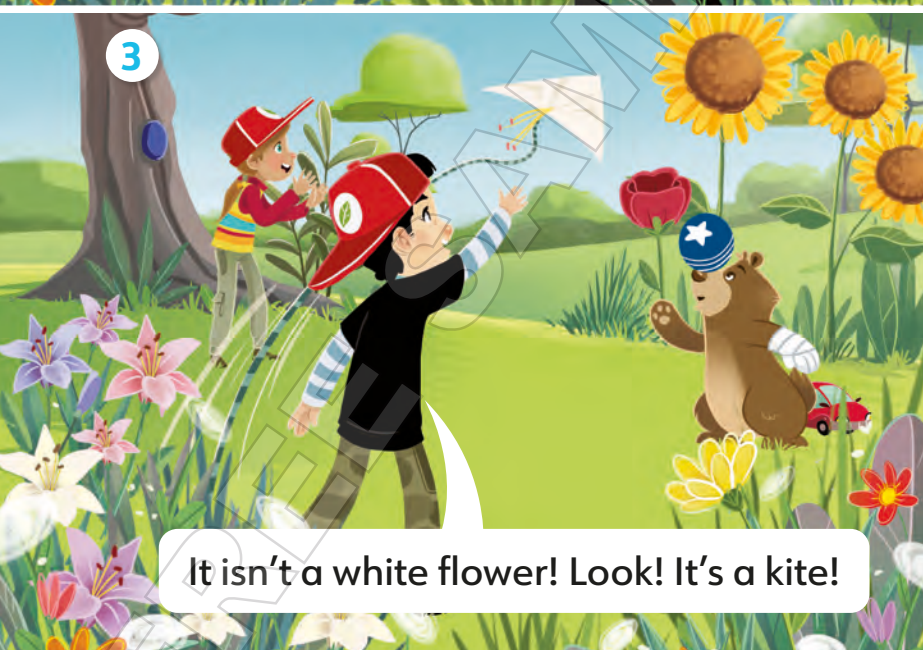
1 The children are in the toy garden.



2



4





5 It isn't a yellow flower. It's a bike!

Wow! It's fantastic!

I know! Now it's your turn, Sam.



6 Look at me! This bike is fun!

Be careful, Sam!



7 It's time to go home now.

Where's my ball?

And where's Benny?



8 Here's your ball, Lily!

And here's Benny!

Lesson 4 Explore the story

1 Watch the video.

After you read

Activity Book, p.11

2 Look and circle.

a When Lily and Sam share the toys, they feel ...



b When I share with my friends, I feel ...



1 Listen and say. Then listen and number.



big



small



old



new



fast



slow

2 Watch or listen. Move and sing.

Where's my toy?

Where's my toy?
Wah, wah, wah!
Where's my toy?

Is it a doll? No, it isn't. It's a ball.
Is it big? No, it isn't. It's small.
Is it red? No, it isn't. It's blue.
Is it old? No, it isn't. It's new.

Chorus

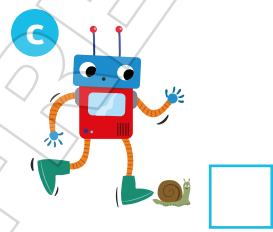



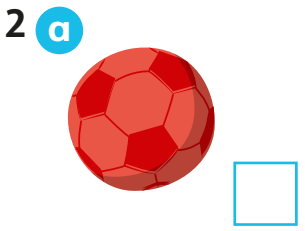

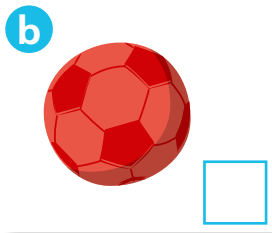
Is it a ball? Yes, it is!
Is it small? Yes, it is!
Is it blue? Yes, it is!
Is it new? Yes, it is!

Here's your ball!
Thank you!



SING

3 Listen. What is it? Tick (✓) the correct picture.



Grammar

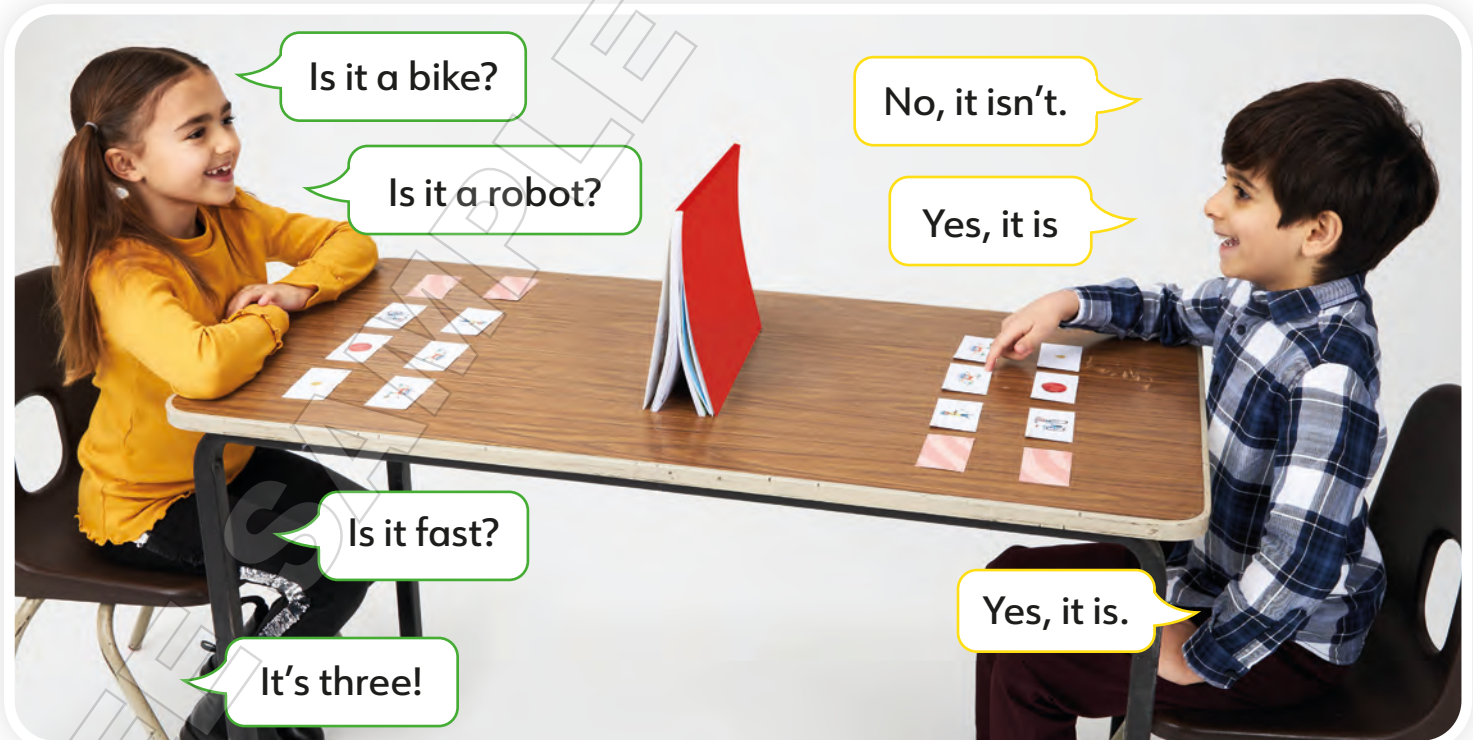


Is it a ball?
Yes, it **is**.

Is it big?
No, it **isn't**.

4 **Talk Partners** Play the game. Guess the toy.

Activity Book, p.113





Make your own toys



1



Hi, I'm Tom.
I'm six.
This is my robot.
It's happy!



2



Hello! I'm Clare.
This is my car.
It's blue and white.
It's fast!



3



Hi, I'm Bill.
This is my game.
It's big.
It's fun!



4



Hi, I'm Lucy.
This is my kite.
It's small and pink.
It's fantastic!

What games do you play in the playground at school?



Before you read

1 Look at the photos on page 16. What toys can you see? Listen, look and check.

2 Listen and look again. Then look and match. Say.

It's a game. It's big.



After you read

3 Make a new toy. Choose your materials and draw.



4 Tick (✓) for your toy in Activity 3.



It's big.

It's small.

It's fast.

It's slow.



Do you make new things from old things at home?



1 Listen and match.




Eva



Ben



Anna



2 Watch or listen. Then practise with a friend.

What's your favourite toy?

It's a kite. Look! It's new.

And what's your favourite colour?

It's red!



Find out about your friends

What's your favourite toy / colour / day?

3 Make a new dialogue.



What's your favourite toy?

It's a car.




- 1  Listen and look. Is Marta's toy big or small? 

My favourite toy



My name's Marta.
My favourite toy is a ball.
It's black, white and red.
It's small.



What toys do you play with at school?

Capital letters

Use capital letters ...

for names: **M**arta

to begin a sentence: **I**t's small.

- 2 Circle the capital letters in Activity 1. 

- 3   Write the capital letters and trace. Then listen and draw. 

_____ y name is _____ ed.


_____ y favourite toy is a *car*.

_____ t's red and yellow.

_____ t's *fast*.



Ted


What do you know now? 

Think about Unit 1.

Go to Activity Book, p.18

Review

1  Draw you. Then choose a picture. Ask and answer with a friend.



What's your name?

My name's Sam.

How old are you?


I'm six.

2  Listen and tick (✓) the correct present.

1



2



3



4



5



6



3  Choose a present from Activity 2. Play a guessing game.



Is it purple?

Yes, it is.

Is it big?

No, it isn't.

It's two. It's a robot!



How do you say *robot* and *bike* in your language?



1 R1.2 Listen and tick (✓) the box. There is one example.

Example

a



b



c




1

a



b



c



2

a

Monday	Friday
<u>Tuesday</u>	Saturday
Wednesday	Sunday
Thursday	

b


Monday	Friday
Tuesday	Saturday
<u>Wednesday</u>	Sunday
Thursday	

c

Monday	<u>Friday</u>
Tuesday	Saturday
Wednesday	Sunday
Thursday	

3

a



b



c




4

a



b



c

