

# 1 Sport for all

## Lesson 1 Vocabulary 1

✓ Look. What can you see?

2 football

1 swimming

3 basketball

4 skateboarding

5 badminton

6 table tennis

7 hockey

8 cycling

9 baseball

10 tennis

Today  
Try a new sport

1  Listen, find and say.

2   Watch or listen. Move and sing.

## Have a go!

**SING**

Try a new sport.

Go **swimming** in the morning.

cycling

skateboarding

Have a go!

Play **baseball** after a snack.

basketball

football

Bounce and kick!

Play **badminton** in the afternoon.

tennis

hockey

Catch and throw!

Whack! Whack! Whack!

3 Find and circle the word in the picture that isn't in the song.

1 Listen and read. Which sport does Lily choose?

Hi, Lily! Let's try a new sport today! **Do you go swimming?**

Yes, I do. I go swimming on Tuesdays.

What about baseball? Do you play baseball?

No, I don't. And I don't play tennis.

So what about baseball or tennis?

Today Try a new sport

Can I try tennis, please? Hey, Benny! That's my ball!

**Grammar**

I **go** swimming on Tuesdays. I **don't play** tennis.  
 Do you **play** baseball? Yes, I **do**. / No, I **don't**.

2 Listen and stick the sports stickers.


3 Ask and answer about the sports on page 10.

Do you play basketball?


Yes, I do. I play basketball on Mondays.



Before you read

- 1 Look at the pictures. What sports can you see?
- 2  Listen and read. Does Sam like sport now?
- 3 Act out the story.

Letters and sounds

- 1  Listen and repeat.  
game name  
baseball
- 2 Find and circle the words in the story.

# Sam plays basketball

1 Lily and Sam are at the playing fields.



2 Lily has got an idea.



3 Look! Here's a ball. And there's a yellow button!



4 Lily and Sam play basketball together. Sam is happy now.



5 Some children want to play too, but Sam feels nervous.

Sam can play basketball without the button!

Hi! Can we play basketball with you?

Erm ... I don't know.

Come on, Sam! Let's play a game together! You can do it!

6 Well done! What's your name?

I'm Sam.

You're really good, Sam!

7 I'm not good. It's the ball with the button - it's amazing!

No, Sam! Benny has got *that* ball! Look! You *can* play!

Really? I can? Wow!

8 One week later ...

Do you play badminton, Sam?

Yes, I do. I play badminton and basketball and baseball too. I like sport!

## Lesson 4 Explore the story

1  Watch the video.

After you read

Activity Book, p.11

2 Read, look and circle.

1 How does Sam feel about sport at the start?

a  He can do it!

b  He can't do it!

2 Can Sam play basketball?

a  Yes, he can!

b  No, he can't!

3 How do you feel today?

a  I can do it!

b  I can't do it!

Which two joints can you see on page 14?



1 Listen and say. Then listen and number.



helmet



gloves



racket



bat



elbow pads



knee pads

2 Watch or listen. Move and sing.

## Let's play baseball!



SING

Let's play baseball!  
 Good idea!  
 Have you got a bat?  
 Yes, I have. Look here!  
 Have you got a glove?  
 No, I haven't. Oh dear!



Let's go skateboarding!  
 Good idea!  
 Have you got knee pads?  
 Yes, I have. Look here!  
 Have you got a helmet?  
 No, I haven't. Oh dear!



Don't worry! I've got two.  
 One for me and one for you.  
 Baseball is fun.  
 Baseball is cool.  
 Let's play baseball  
 after school!

Chorus  
 Skateboarding  
 Skateboarding  
 go skateboarding



# Grammar



Have you **got** knee pads?



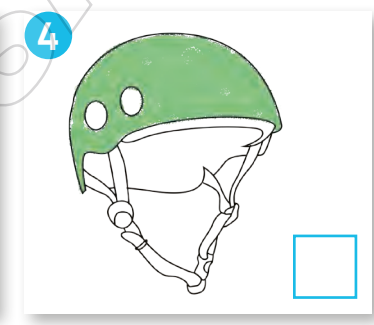

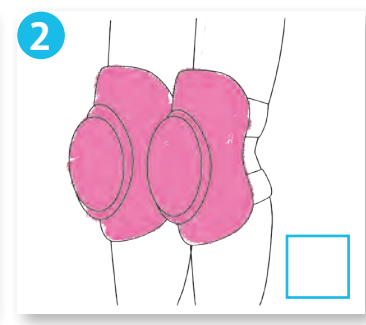
Yes, I **have**.

Have you **got** a helmet?



No, I **haven't**.

3 Listen and tick (✓) or cross (X).



4 **Talk Partners** Play the game. Win your friend's cards.

Go to Activity Book, p.127





# AFTER-SCHOOL CLUBS

Have you got free time after school? Do you want to try something new?  
Come and try one of our exciting clubs!

## Garden Fun

I go to Garden Fun after school on Thursdays. We plant vegetables – potatoes, carrots, beans and peas. We water the flowers and we draw them too.

► **You need:** old clothes and gloves



Jack



Elena

## Bluebirds

Do you like sport? I play baseball on Tuesdays at the Bluebirds Baseball Club. There are girls and boys in our club. We throw and catch the ball and we run a lot. We learn to work together too.

► **You need:** a baseball bat, a glove and a helmet

## Skate Cats

Hi! I go to Skate Cats Skateboarding Club on Fridays. We've got two teachers, Jessie and Mark. They're fantastic. We play lots of games and we learn a lot too.

► **You need:** a helmet, knee pads and elbow pads



Matt

Do you throw a ball with your upper or lower limbs?



**Before you read**

1 Match the clubs (1-3) to the equipment (a-c). Then read and check.

- 1 Garden Fun
- 2 Bluebirds
- 3 Skate Cats



2 Read again. Match.

- 1 You throw and catch here. a Garden Fun
- 2 You can draw here. b Bluebirds
- 3 You learn to work together. c Skate Cats
- 4 You can play games here.

**Watch the video**

3 Which club do you think Rory chooses? Tick (✓). Tell a friend.



4 Watch again. Which activity is Rory talking about?

- 1 I'm not very good. drawing
- 2 This is fun! \_\_\_\_\_
- 3 It isn't my favourite activity. \_\_\_\_\_

drawing  
dancing

Why are these activities good for you?  
What healthy activities do you like?





1 Listen and circle the sports they choose.

1 Tom

a



b



2 Nick

a



b



3 Anna

a



b



4 Sarah

a



b



2 Watch or listen. Then practise with a friend.

Can I go cycling, please?

I'm sorry. There isn't a helmet.

OK! There's a tennis racket. Can I play tennis?

Yes, of course!



Ask for and respond to permission

Can I go cycling? I'm sorry ... / Yes, of course.

3 Make a new dialogue.





Can I play baseball, please?

I'm sorry. There isn't a bat.

OK. Can I go swimming?

Yes, of course.




- 1  Read the notice. What days is the after-school club? 

## Tennis club

I'm Megan and I play tennis after school.  
I play on Mondays and Wednesdays.  
My teacher is Lucy. I like tennis a lot.  
Have you got a racket and tennis shoes?  
Come and play too!



- 2 Circle the capital letters in Activity 1. 

### Capital letters (1)

Use capital letters ...

for days of the week: **M**onday

for names: **M**egan

to begin a sentence: **S**he plays tennis.

for **I**

- 3  Write the capital letters and names. 

## Cycling club

- 1 | 'm<sup>2</sup> \_\_\_\_\_ .<sup>3</sup> go cycling  
after school. <sup>4</sup> go on <sup>5</sup> uesdays and  
<sup>6</sup> \_\_\_\_\_ ridays.  
<sup>7</sup> \_\_\_\_\_ y teacher's name is <sup>8</sup> \_\_\_\_\_ .  
<sup>9</sup> \_\_\_\_\_ like cycling a lot.  
<sup>10</sup> \_\_\_\_\_ ave you got a bike and a helmet?  
<sup>11</sup> \_\_\_\_\_ ome cycling too!



What do you know now? 

Think about Unit 1.

Go to Activity Book, p.18

# Review



How do you say the months of the year in your language? Which ones are similar?

1 Ask a friend about their year.

January



May

February

August

November

September



December

April

July

March

October

June

Do you play football in August?

No, I don't! I play football in September.

2 Listen and write the numbers.



3 Play a guessing game. Who am I?



Have you got a helmet?

Do you play baseball?

You're number 17.

Yes, I have.


Yes, I do.



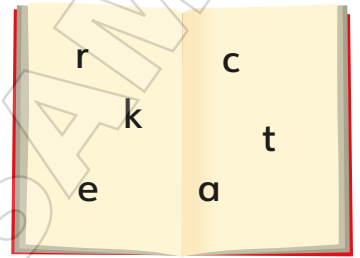


1 Look at the pictures. Look at the letters. Write the words.

Example




r a c k e t




Questions

1




-----



2




-----



3




-----



4



-----



5



-----

