

2 Eat well

Lesson 1 Vocabulary 1

- ✓ Find three things in the picture that you know.



- 2.1 Listen, point and say.
- 2.2 Listen, move and sing.


Pasta and pancakes



We'd like pasta, please.
We'd like it with cheese
And mushrooms, please.
And some tomato sauce.
Oh, yes! Of course!
Lots and lots of sauce!

Pasta for me, pasta for you.
But I really want pancakes.
Yes, me too!

We'd like pancakes, please,
But not with cheese.
With strawberries, please.
And some chocolate,
Lovely and hot.
Lots of hot chocolate!

- 3  **Team Time** Cover the picture and song. Say a food for each of these colours: brown, white, green, red, yellow.

1  Listen and repeat. Who goes to find food? Act out.

Liam: Our new picnic area is great. Let's eat!

Rick: What's in the food truck, Mia?


Mia: OK ... **There's some pasta.** **There aren't any mushrooms,** but there's some tomato sauce. There are some pancakes too. **There isn't any chocolate,** but **there are some strawberries.**

Rick: Sorry, can you repeat that, please?

Mia: There isn't any pasta, but there are some mushrooms. No, wait ... There's some pasta, but ... Oh, I can't remember it all now!



Find Which food do we use with *There's some ... / There isn't any ...*? Can you count this food?

2  Look, listen and follow. Then make your own sentences.

Some and any

There's	some	pasta. tomato sauce.
There isn't	any	chocolate.
There are	some	pancakes. mushrooms.
There aren't	any	strawberries.

3  Look at Rick's lunch and say what there is. 

There's some rice. There are ...



4   **Team Time** Play *What's in the bag?* 

Go to Activity Book, p.129



There isn't any rice in the bag.



There aren't any ...



Say and spell

- Listen and repeat.
juice nice sandwich salad
- Find the words in the story.

Before you read

- What's your favourite sandwich?
- Listen and read. Who takes Mia's sandwich?

The wrong sandwich!

1 Mia is making a sandwich for the sandwich competition at the club.



Look! This is my sunshine sandwich, Mum. It's got some cheese, some salad and some banana in it!

2 Mia puts her sandwich in a pink lunch box.



Let's get ready, Mia.

Yes, we can't be late because I want to win.

3 Mia's mum can't go to the sandwich competition.



I'm going to work now. Have a nice time!

Thanks!

Oh, yes. My lunch box and my juice.

4 Mia and her dad go to the competition. There are a lot of people with fun sandwiches.



Oh, no! There are some tuna sandwiches in this box! Where's my sunshine sandwich?

Oh, dear! I think you've got Mum's lunch!

5 Dad phones Mum, but she takes a long time to answer.



6 Mum arrives with the sandwich.



7 Mia and Dad run to the picnic area, but they are too late. Mia is sad and angry.



8 Mia sits down for a minute and breathes in and out.



Lesson 4 Explore the story

After you read

- 1 Watch the video.
Act out the story.
- 2 Read and correct the sentences.
 - 1 Mia makes a tuna sandwich.
Mia makes a sunshine sandwich.
 - 2 Mia's dad goes to work with Mia.
 - 3 Mia's mum wants to win the competition.
 - 4 Mia wins the prize.

3 Read and think.

- 1 Why is Mia angry?
- 2 How does she stop feeling angry?
- 3 What makes you angry?
- 4 What can you do when you feel angry?

I manage my anger.



1 2.7 Listen and say. 2.8 Then listen and put in order.



fruit



vegetables



biscuits



chicken



crisps



ice cream

2 2.9 Watch and listen. Move and sing.

What's in the shopping bag?

SING



What's in the shopping bag?

Let me see.

Is there any really nice food for me?

Is there any ice cream?

Is there any fruit?

Is there any chicken?

Yes, there is.

Are there any biscuits?

Are there any crisps?

Are there any vegetables?

No, there aren't.

3 2.10 Look, listen and follow. Then make your own sentences.

Is/Are there any ...?

Is	there	any	ice cream?	Yes,	there	is.
			fruit?	No,		isn't.
			chicken?			
Are			biscuits?	Yes,		are.
			crisps?	No,		aren't.
			vegetables?			

4  **Talk Partners** Look in the shop. Ask and answer. 

Is there any ice cream?

No, there isn't.



5  **Talk Partners** Draw a shop. Ask and answer about what's in your shop. 



Is there any chocolate?

Yes, there is.





Sally's Super Sandwiches

[Home](#)
[About](#)
[Contact](#)
[Gallery](#)
[Links](#)

Sandwiches of the week

Thanks for sending me your sandwich ideas this week. Here are my favourites.

Jack, 8, New Zealand

Hi, this is how I make my favourite sandwich. First, I get some white bread and then I put some cheese on it. Next, I put on some onion and then I put on my favourite crisps. I usually drink orange juice when I eat this sandwich.



Arusha, 9, India

I love potato cheese sandwiches. They're my favourite, but I sometimes have banana sandwiches. If I'm really, really hungry, I have a potato cheese sandwich first and then a banana sandwich. I drink mango or pineapple juice with my sandwiches.

Maria, 10, USA

In my family, we have a sandwich called the Super-doooper. First, we put two or three sausages on some round bread. Next, we put an egg on the sandwich and then we put tomato sauce on the egg. After that, we put salad on top ... mmm, delicious! It's my favourite sandwich and it's really nice with a fizzy drink.


[13 comments](#)
[Share](#)
[Like](#)

Can you think of examples of food that comes from plants?



@ Sally's Super Sandwiches

Hi! I'm Sally and I love sandwiches!

Recent Posts

[Unusual sandwiches](#)

[My top tips](#)

[Is this a sandwich?](#)

What's my sandwich of the week? Check out my video here:

Sally's
Super
Sandwiches



Before you read

1 Look at the blog and think.

- 1 Where can you read a blog?
- 2 Who can write a blog?

After you read

2 ^{2.11} Read and listen. Answer.

- 1 Who puts onion in their sandwich?

Jack

- 2 Who eats a sandwich called a Super-doooper?
- 3 Who sometimes has two different sandwiches?
- 4 Which of the sandwiches do you like best?
- 5 How often do you eat sandwiches?

Scanning

When we want to find specific information, we **scan** a text. This means read quickly and look for key words.

Which children have cheese in their sandwich? Scan the blog and look for the word *cheese*.

3 Work in pairs. Choose a question each. Read the blog again quickly. Share your answers.

- 1 Where are the children from?
- 2 What do the children drink with their sandwiches?

4 Watch the video and answer.

- 1 Where is Sally from?
- 2 Why is she making a sandwich?
- 3 Where is she now?
- 4 What's in her favourite sandwich?




Are sandwiches popular in your country? Why are different types of food popular in different places?



1 2.12 Look at the photo. What are the girl and boy doing? Listen and find out.

2 2.12 Listen again and choose. What does the boy ask for? What does the girl ask for?



3 2.13 Watch or listen and say. Then practise in pairs.

- A: Hello, what would you like?
- B: Could I have chicken and chips, please?
- A: Sure, here you are. Would you like some tomato sauce?
- B: Yes, please.
- A: What would you like to drink?
- B: I'd like orange juice, please.
- A: Here you are.
- B: Thank you very much.



Offering and asking for food

What would you like? I'd like ... Could I have ..., please? Here you are.

4 **Talk Partners** Make new dialogues.

Go to Activity Book, p.137



What would you like?

Could I have some pasta with tomato sauce, please?



- 1  Read the blog post. Do you like Camila's lunch? Why? / Why not?

• About
• Blog
• Latest posts
• Archives
🔍



On Sunday, I always have lunch with my family. This is my favourite lunch because my grandparents eat with us. We have lunch at one o'clock. First, there's always a big salad with tomatoes and cheese. I don't like cheese so I only eat the tomatoes. Next, we have fish with rice, or chicken with potatoes and vegetables. I really like chicken and potatoes. Finally, we have fruit or ice cream. I love chocolate ice cream!



- 2  Read the blog post again and answer. 

- 1 Who does Camila have lunch with on Sunday?
- 2 What time do they eat?
- 3 What does the family eat first?
- 4 What does the family eat with their fish?
- 5 What's Camila's favourite food?

- 3 Look at the blog post again and put the sentences in order. 

- a Finally, we have fruit or ice cream.
- b First, there's a big salad.
- c Next, we have fish or chicken.

- 4  Plan and write a blog post about your favourite lunch.

Go to Activity Book, p.29

Using *first*, *next* and *finally* to put a list of activities in order

When we talk about lots of things we do, we need to make the order clear.

First, we have some bread.

Next, we have some pasta.

Finally, we have pineapple or watermelon.

What do you know now? 

Think about Unit 2.

Go to Activity Book, p.32