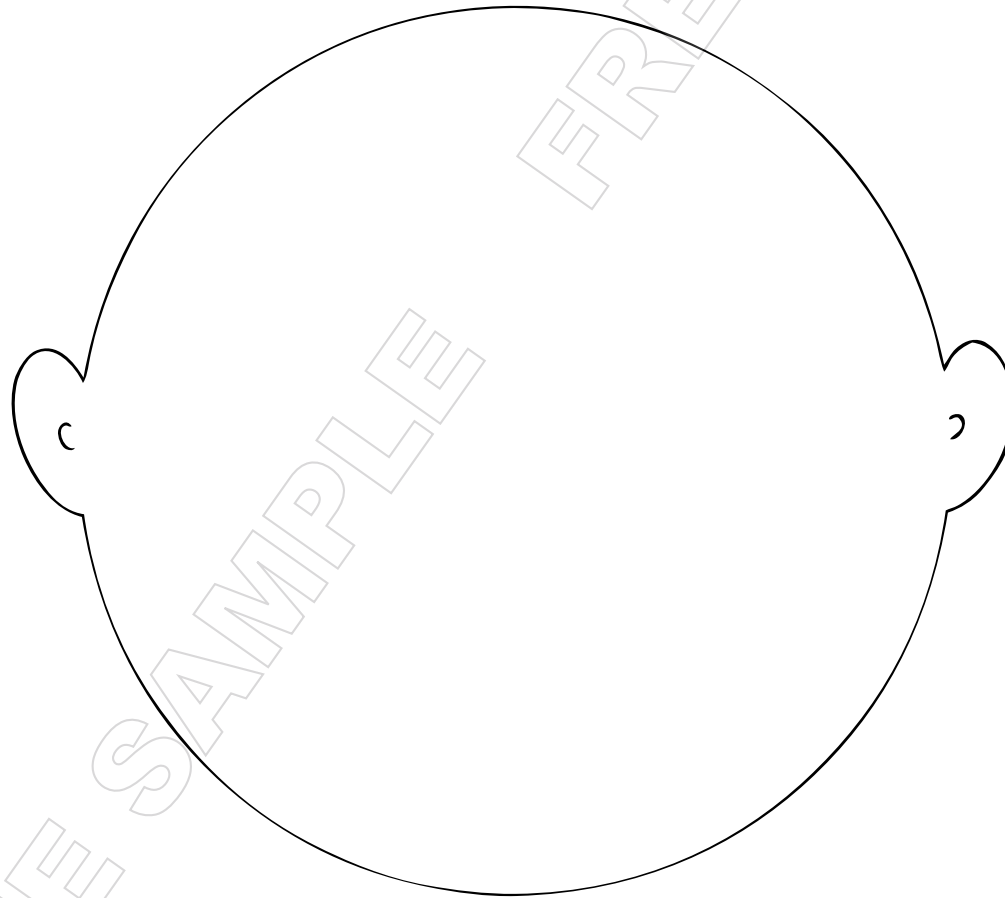


UNIT

2

This is Me!






Paste pictures to make your face. Point and say the parts of the face.

Key Language Review: cheeks, ears, eyes, hair, head, mouth, nose, teeth

UNIT 2

12

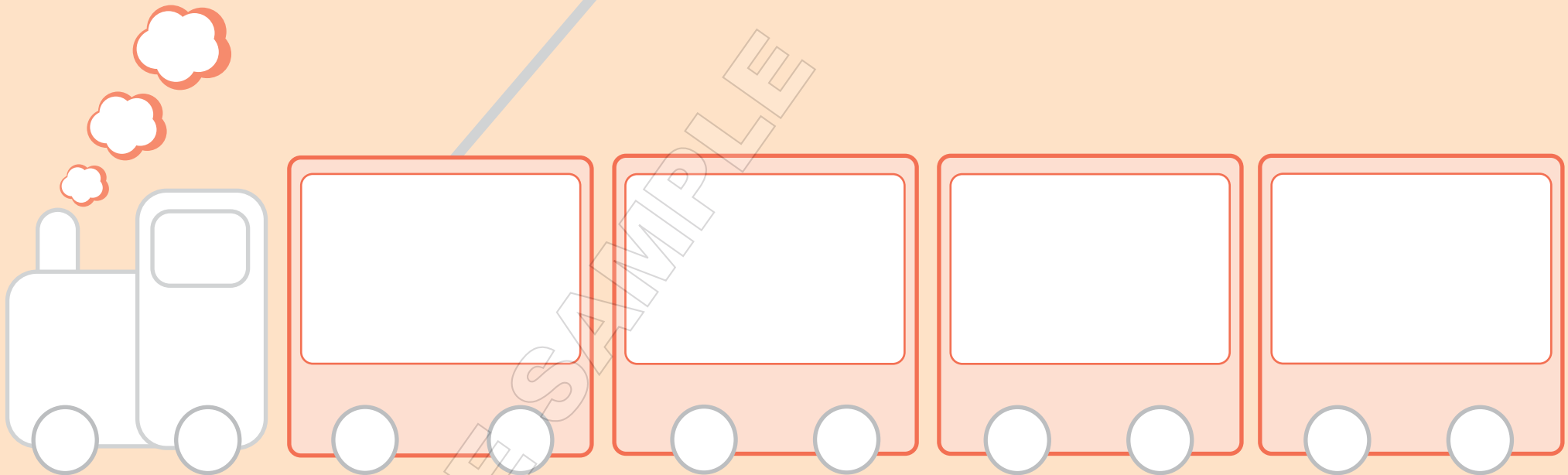



Complete the faces. Point and say: *These are my (eyes). / This is my (nose).*


Key Language Review: eyes, hair, mouth, nose, teeth, These are my (eyes). / This is my (nose).

Storysong

Lesson 3



Connect the pictures to the train to complete the story. Paste circles on the wheels in a two blue / two yellow pattern.
Key Language Review: circle, blue, yellow



10

11

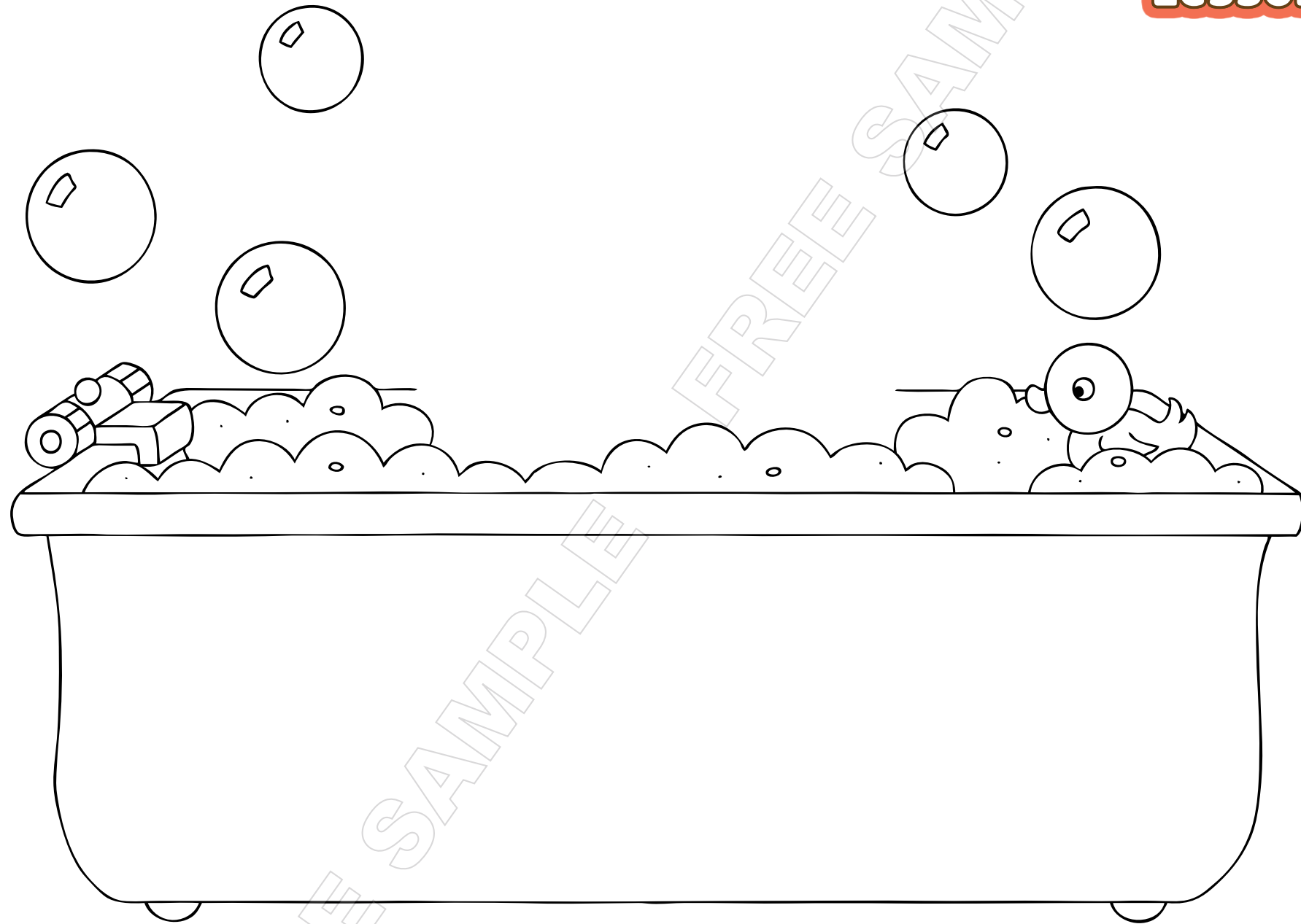
12

Find and circle the arms. Count the arms. Circle the correct number.
Key Language Review: 1-12



Draw around your hands. Point and say: *What are these? These are my (fingers).*



Key Language Review: fingers, hands, What are these? These are my (fingers).



Draw yourself taking a bath. Paste blue paper balls on the big circles. Point and say: *This is my (hair).* / *These are my (arms).*
Key Language Review: bath, parts of the body, circle, blue, This is my (hair). / *These are my (arms).*


Action Song

Lesson 7



Point and say the parts of the body. Play the "When I Get Up" game. Do the actions.

Key Language Review: brush, pick out, wake up, wash, wriggle, arms, cheeks, hair, knees, teeth, toes



Point and say the parts of the body. Decorate the monster's body. 69 Complete the Unit 2 Family Time Activities with your parents.

Key Language Review: arms, ears, eyes, feet, fingers, hair, hands, head, knees, legs, mouth, nose, shoulders, teeth, toes