

UNIT

1

# Back to School



Listen, point, and say. Sing the song: *Here in My Backpack*. Circle the black crayon.


Key Language: backpack, glue stick, marker, paintbrush, black

Key Language Review: book, crayon





# Lesson 2



**Point and say the school objects. Listen and circle the correct school object. Listen and say with a friend.**

*Key Language:* Can I have a (glue stick), please? Here you are.

*Key Language Review:* backpack, book, crayon, glue stick, marker, paintbrush

# Storysong

## Lesson 3



Listen and point to the pictures. Sing the Storysong: *Making a Picture!* Count the paintbrushes in the story.

Key Language: 11

Key Language Review: apple, backpack, book, crayon, glue stick, marker, paintbrush, red, 1-10

# Lesson 4




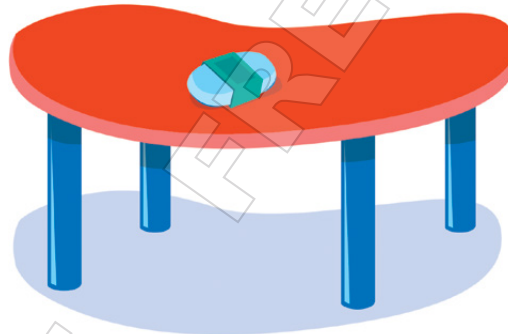
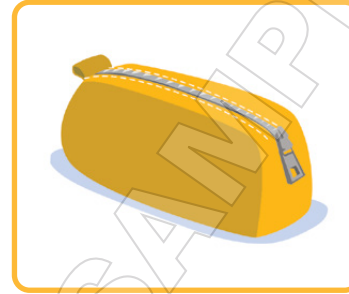



Listen and sing the Storysong. Find and circle the three differences between the pictures. C1 Act out the story with the cutouts.

Key Language Review: book, chair, crayon, paintbrush




# Lesson 5



**Listen, point, and say. Listen and circle the correct picture. Listen and say with a friend.**

*Key Language:* eraser, pencil, pencil case, Where's the (eraser)? It's (on) the (table).

*Key Language Review:* table



Count the school objects. Circle the picture that has few pencils with red. Circle the picture that has many erasers with orange.

Key Language: few, many

Key Language Review: eraser, pencil, 1-11

# Action Song

## Lesson 7




Listen and do the actions. Sing the Action Song: *What Is It?* Play the “*What Is It?*” game with a friend.

Key Language: draw, paint

Key Language Review: apple, paintbrush, pencil, circle, green, red



# Lesson 8



Point and say the school objects. Connect the missing objects to the correct picture. **76** Complete My Progress: Unit 1.  
 Key Language Review: crayon, eraser, glue stick, paintbrush, pencil, pencil case