

# Global 3 Readings

A Primary Literacy Anthology



with Digital  
Student's Book

 macmillan  
education

Katie Foufouti • Paul Mason



# How Much Is It?

Think, Pair, Share



- A Look at the picture. What labels do you want on your jars? Think about it.
- B Discuss with your partner.

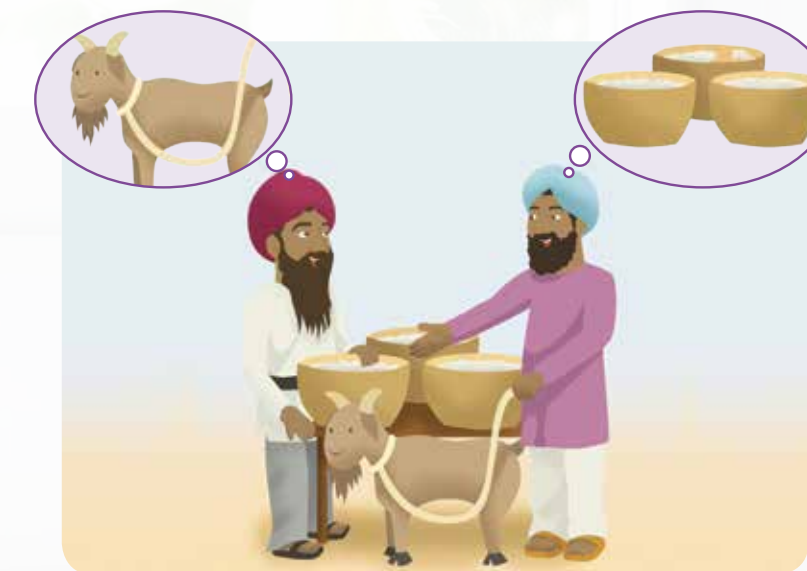
Do you want a label for college?

Of course I do!

- C Share your ideas with the class.

We both want labels for college.

- D Where do people use money? Make a class list of places.
- E Think and discuss. What's wrong? How can they fix it?



One farmer needs a goat. The other farmer needs some grain.


Now read **The History of Money**





# THE HISTORY OF MONEY

Thousands of years ago, people didn't use money. Instead, people bartered for things they wanted. Around 6000 BCE, if someone wanted to buy a new goat, he paid for it with grain. But it took time to agree how much things were worth.




Then, in 1200 BCE, people started using cowrie shells as money. The shells were easier to carry than goats or bags of grain.



BCE stands for Before Common Era. BCE dates count backwards, so something from 6000 BCE is older than something from 1200 BCE. Can you guess what CE stands for?



After that, around 1000 BCE, the Chinese started using metal money. At first, they used small metal knives and spades. But this money was difficult to carry and to use. Later, probably between 400 and 300 BCE, people started to use round metal money with holes in the middle.



Why do you think they put holes in the coins?



However, around 600 BCE, one of the kings of Lydia, which is part of modern-day Turkey, made the first true coins. These coins had pictures of plants and animals on them. Everyone knew how much each coin was worth.

## Words in Context


Find these words in the reading. What do you think they mean?

bartered metal valuable credit card plastic





Soon, many countries made their own coins from valuable metals like silver and gold. This made buying and selling easier.



After that, money didn't change for many centuries. Then, in 1958, there was the first credit card. People didn't have to use paper money or coins. Instead, they could use a small plastic card.



The first paper money came from China between 800 and 900 CE. It was easier to carry than metal coins. European countries didn't start to use paper money widely until around 1600 CE.

*A timeline is an infographic that shows information in time order.*

Today, in the 21st century, many people use electronic money. Because it's very easy to move around, people often use it to buy things on the internet.


What type of money do you think is going to be next?

Do you wish we used different money today?



1200 BCE

Cowrie shells



1000 BCE

Knives and spades



600 BCE

First coin



800–900 CE

First paper money



1958 CE

First credit card





A Think and check (✓). Which of these is or was money?



cowrie shells



wallet




fork and knife



paper money



ancient Chinese knife



credit card

B Compare and contrast the types of money. Complete the chart.

Type of Money	When It Was Used	What It Was Made From
	1200 BCE	
Knives and spades		
	800-900 CE	
		plastic

C Think and discuss. Design the next type of money.

I think the next type of money will be ...

A Read this retelling of *A New Friend*. Then write the problem and the solution.

One day, Go Ne and his father helped a baby bird. To say thank you, the mommy bird gave them a special seed. Wen Shu wanted one, too. But he used his slingshot. It was a mistake.

The baby bird was hurt! Go Ne and Wen Shu took it to the vet. They asked for help. The boys waited together. After a long time, the vet came out. The baby bird was OK, and Wen Shu learned about being a friend.



1 Problem: \_\_\_\_\_

2 Solution: \_\_\_\_\_

A **problem** is something difficult that happens in stories and in our lives. We can fix problems. A **solution** is a way to fix the problem. We can find many solutions.

B Think and write. Look at these pictures of early money. What were the problems with them? What solutions did people use?

1  Problem: \_\_\_\_\_

Solution: \_\_\_\_\_

2  Problem: \_\_\_\_\_

Solution: \_\_\_\_\_

C Think and discuss. Think of a problem you had. What did you do? How did you fix it?

One time, I ...

Now read **The \$100 Bill**





# The \$100 Bill



bill



note

“Hey, Paige, what’s your phone number?” asked Nina after school. Paige shook her head.

“You know I don’t have a cell phone.”

“Oh, Paige! You really should get one!” Jodie laughed hard. Nina laughed too.

How do you think  
Paige feels?



Paige walked through the park on her way home. In her head, she could hear the girls laughing.

Then Paige saw something in the leaves.



## Words in Context

Find these words in the reading. What do you think they mean?

belong to

return

pocket

restaurant

money is tight





She picked it up. A hundred dollars! The bill was wet and dirty. Who did it belong to? There was no one to ask and no way to return it.

What does Paige want to ask?



Paige didn't know what to do. Was it wrong to keep it? Suddenly, Jodie was next to her.

"What are you doing?" Jodie asked.

"Nothing," said Paige. She quickly put the money in her pocket.

"See you tomorrow, Paige!" said Jodie.

How do you think Paige feels about Jodie?





On the other side of the park, there was a cell phone store. Paige looked in the window. There was a beautiful black phone.

Paige touched the bill in her pocket. She could buy a cell phone now. \$95 ... she thought. *That's expensive, but ... no more laughing from Jodie and Nina!*



Paige went into the store.

"Can I help you?" the cashier asked. Paige touched the bill in her pocket again.

"Um, no, thank you," Paige answered. *I should save the money,* she thought.



Paige's dad sat in the kitchen. He looked really tired.

"Hi, honey," he said, and gave her a hug.

"Dad? I have an idea," said Paige. "Let's go out to a restaurant."

"Oh, Paige, I'd like to, but you know money is tight right now," he answered.



Paige smiled. "You don't have to pay, Dad!"

"Where did you find that?" he asked.

Paige told him about finding the money in the park.

"There's no way to give it back," her dad said. "OK. Let's go. I'm hungry!"

How does Paige feel at the end of the story?





A Write *True* or *False*. Say the page where you found the answer.

- 1 Jodie and Nina laughed at Paige because she didn't have a cell phone. \_\_\_\_\_
- 2 Paige found \$10 in the park. \_\_\_\_\_
- 3 Paige put the bill in her pocket. \_\_\_\_\_
- 4 Paige bought a cell phone. \_\_\_\_\_
- 5 Paige and her dad wanted to have dinner together. \_\_\_\_\_
- 6 Paige and her dad ate pizza at the restaurant. \_\_\_\_\_



B Read and complete the story map.

Title: \_\_\_\_\_

Settings: \_\_\_\_\_

Main character: \_\_\_\_\_

Problem 1: \_\_\_\_\_

Solution: \_\_\_\_\_

Problem 2: \_\_\_\_\_

Solution: \_\_\_\_\_

C Think and discuss. Do you think Paige did the right thing by picking up the money? What would you do?

I think Paige ...
I would ...

Listen and write. Then check your answers.

- 1 b \_\_\_\_\_ 2 c \_\_\_\_\_ 3 w \_\_\_\_\_ 4 l \_\_\_\_\_ 5 g \_\_\_\_\_

Now find more words with *ar* in the reading.

**Spelling Pattern** *ar*

**Why do we need money?**

A Look at the two readings. What are some of the different ways to use money? Think and discuss.

You can buy ...

You can go ...

B Think and discuss. Imagine you have these problems. What could you do? Do a Three-step Interview and complete the table.

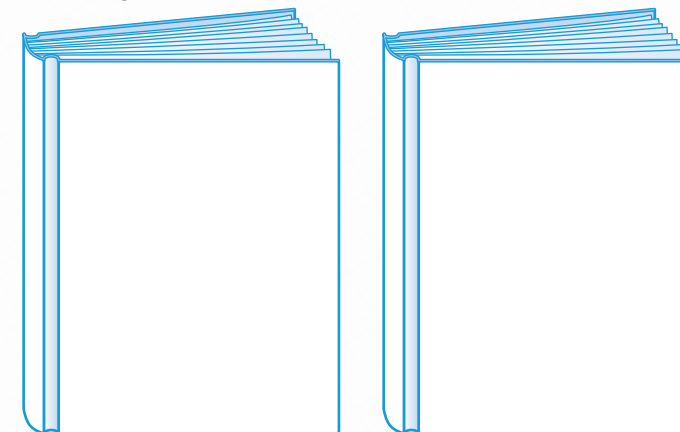
Problem	Solution
You find \$50.	
Your friend gives you a book as a present, but you already have the same book.	
Your mom gives you some money for video games and tells you to share it with your sister.	
You want a new toy, but you don't have enough money.	

C Think and share. Choose one problem from B. What should you do?

I should ...

**My Reading Journal**

The author wants new covers for the readings in this unit. Draw them.



Do you know any other stories where money is a problem?

\_\_\_\_\_

\_\_\_\_\_

\_\_\_\_\_

\_\_\_\_\_