

# 2

# What's in your dream house?

## Lesson 1 Vocabulary

- 1 ♻️ What can you see? Say.
  - 2 🎧 1.38 Listen and point.
  - 3 🎧 1.39 🎧 1.40 🔄 Listen, point and repeat. Say the chant.
  - 4 Play *Where am I?*
  - 5 Make the mini-cards.
- 🕒 Find and count the windows.



5 bedroom



Language: bathroom, attic, kitchen, garage, bedroom, hall, garden, living room; You're in the (kitchen)!



## Lesson 2 Song

- 1 🎵 1.41 ♻️ Listen and say. What is the extra word?
  - 2 🎵 1.42 Listen and point.
  - 3 🎵 1.43 Listen to the *What's in your house?* song and point. How many bedrooms are there?
  - 4 🎵 1.43 ▶️ Listen. Sing and act out the *What's in your house?* song.
  - 5 🎮 Play *In my house*.
- 🔍 Find and count the bathrooms in the houses.



Language: *In my house, there's a (kitchen) and there are (three bedrooms).*

What is in your house?  
Think and draw.

## Lesson 3 Story

# This house is delicious



### Real English

- Don't eat (the house)!
- I'm sorry.

- 1 Play Sam's house.
- 2 1.46 Listen and point.
- 3 1.47 Listen and repeat.
- 4 Look and read. Say Yes or No.



In my house, ...

- 1 ... there are two bedrooms.
- 2 ... there are two bathrooms.
- 3 ... there's a garage.
- 4 ... there's a living room.

Language: *There's (a garden). There are (two bedrooms).*



5 Look, point and say.



It's important to say sorry.

6 1.48 Listen and say.

Find and say. Write.



Sam's corner

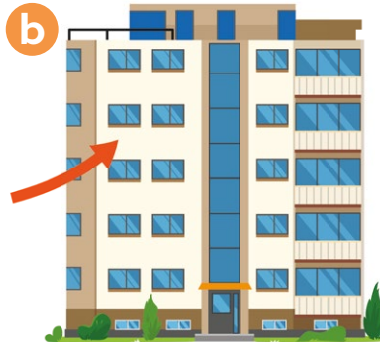
Play House design.

## Lesson 4 Communication

- 1 1.47 Listen and say.
- 2 1.49 Listen and point. Act out.



big house



flat



small house

- 3 1.50 Listen. Sing and act out the *Where do you live?* song.



- 4 Do a role-play.



Where do you live?



I live in a house.  
Please, come in.



Sam's corner

Play Please, come in.

Draw your house and write.

Language: house, flat; Where do you live?  
I live in a (house). Please, come in.

## Lesson 5 Vocabulary and Grammar

1  Play *Where's Sam?*

2  1.53  Listen, point and say. Play *It's in the kitchen!*




3  1.54 Look and say. Listen, match and say.



4 Make the crazy house cards. 

5  1.55 Listen. Play *Crazy house*.



 Draw a crazy house and write: *The ... is in the ...*

Language: *bed, sofa, shower, cooker, fridge; Is the (bed) in the (bedroom)? Yes, it is. / No, it isn't.*



# Lesson 6 Cross-curricular

- 1 Play *What and where?*
- 2 1.56 Listen. What materials do the children use?

## Materials



metal



stone



straw




wood



fabric

- 3 Make a pet's house plan. Draw, write and say.



It's made of wood and metal.



- Choose three materials. Write and draw.





### Sam's corner

Look and say.




Language: *metal, straw, wood, fabric, stone; It's made of (wood) and (metal).*

## Lesson 7 Culture


- 1  Touch and guess.
- 2  1.57 Listen. Point and say.




- 3  1.58 Listen and match.




Sofia




a




b




c




d



e



f



George

- 4  What is your dream house? Write and say.


 Draw and write: *I live in a ...*

Language: houseboat, caravan, cottage, castle;  
My dream house is (a castle).



# Lesson 8 Revision

- 1 Play *Sam's sack*. Spell and guess.
- 2 1.59 Listen and point. Look and write.



bathroom

attic

hall

garden

kitchen

garage


living room

bedroom

- 3 Look and write. Ask and say.

bed   ~~cooker~~   fridge   shower   sofa

- 1 There's a cooker in the kitchen.
- 2 There's a in the living room.
- 3 There's a in the bedroom.
- 4 There's a in the bathroom.
- 5 There's a in the kitchen.



# Cumulative revision



4 Play *Sam's six*.

5 Look, read and match.

?	fourteen	fifteen	sixteen	classroom
bedroom	garage	?	attic	thirteen
computer room	?	gym	library	living room
cooker	shower	sofa	?	fridge

6 1.60 Listen and say.

## Sam's sounds

chocolate, chair, chimney

Charlie's chocolate chair is next to the chimney.



7 Listen to your teacher, think and point.



Kids can - I can

