



Monday 10th September

9:00 science
10:00 English
11:00 break time
11:30 art
12:30 lunch
1:30 music
2:30 computer science
3:30 PE

Homework: social studies and maths

Take out your
science books,
please.

Sorry I'm late!



Vocabulary

1 1.1 Listen, point and say.

2 1.2 Listen and play the game. What's next?



science



English



computer studies



music



break time



maths



social studies



PE



art



homework

3 Write the new words in your notebook.

Today, we've got ...

maths

Today, we haven't got ...

social studies

4 Look at the picture. Ask and answer.

What time is art?

5 1.3 Sing the song. **Be a star!**

It's at half past eleven.

Our school day

The clock goes tick-tock-tick-tock.

The lessons go by.

Now what have we got?

Science, music and then art.

Computer studies - we're all so smart!

Chorus

English, PE and social studies.

Then it's break time with my buddies!

Chorus

How many school subjects are in the song?



1 Look at the title and the pictures. Circle the correct answers.

- | | | |
|-------------------|--------------|--------------|
| 1 The text is ... | a a diary. | b a story. |
| 2 It's about ... | a a girl. | b a woman. |
| 3 She's ... | a at school. | b in a shop. |

2 Scan the text. Underline the new words from Lesson 1.

3  1.4  Read the text.

Why does Noor look out of the window?

Noor's first day at school

Noor is nine years old. Her family is living in a new town. Noor's going to a new school. It's her first day. She thinks, 'I've got science and computer studies and art before lunch today. I hope the children are friendly!'



It's nine o'clock. Noor is in her new classroom. It's time for science. She's sitting next to Mary. 'You can look at my book,' says Mary. But Noor isn't looking at the book. She's looking out of the window. The teacher says, 'Everyone, please look at your books!'

It's ten o'clock, and the children are in the computer room. They're looking at the computers. Well, everyone except Noor. She's looking out of the window. The teacher says, 'Everyone, please look at your computers!'





It's break time and the teachers are in the teachers' room. 'Noor, the new girl in Year 3 always looks out of the window. I think she's very shy,' says the science teacher. 'Yes!' says the computer studies teacher. 'Or do you think the classes are very difficult for her?'

'Oh! What's that noise?' asks the music teacher. 'Look at the children in the playground!' says the maths teacher.

'Come down, Lucky! Please come down!' says Noor to the little cat in the tree.

'Ah!' says the science teacher! 'Now we know why Noor looks out of the window!'



The PE teacher climbs up the tree and rescues the cat. Noor is very happy! 'This is my cat. You can't come to school, Lucky!' she says. The other children laugh a lot! 'What a lovely cat!'



Vocabulary

computer room difficult laugh rescue think

Learning to learn

What do you do when you don't understand a word? Do you ...

1 look in a dictionary? 2 ask a friend? 3 ask the teacher?

Ask questions about the words in the vocabulary box.

What does 'difficult' mean?

Lesson 3 Reading comprehension



How can you help new pupils in your school?

1 Answer the questions with full sentences.

1 What do the children study at half past nine?

The children study science at half past nine.

2 What do they study after science?

3 Where do the teachers go at break time?

2 Who is speaking?

1 'You can look at my book.'

Mary

2 'I think she's very shy.'

3 'Look at the children in the playground!'

4 'You can't come to school!'

3 Think. Order the sentences 1-6. Be a star!

☐ The teachers see a cat.

☐ The PE teacher rescues Lucky.

☐ The children are in the computer room.

☐ Noor is sitting next to Mary.

☒ 1 Noor arrives at her new school.

☐ The children laugh a lot.

Sounds and spelling

4 1.5 Listen and say the chant.

Look at the spelling.

Three clean sheep
asleep in a heap.



5 1.6 Write the missing letters ee or ea. Listen and check.

1 ea t 2 gree n 3 ice crea m 4 stree t 5 plea se 6 tree

Lesson 4 Grammar

Graphic

Grammar

1 Look and read.

Present simple or present continuous?



He always plays football on Wednesdays.

Now he's watching football on TV.



2 When does Noor do these activities? Write *now* or *always*.

- 1 Noor is painting in art club. now
- 2 Noor goes home at five o'clock every day. _____
- 3 Noor is doing her homework. _____
- 4 Noor is playing a computer game. _____
- 5 In the evenings, Noor eats dinner at six o'clock. _____



3 Work in pairs and play a game. Be a star!

- Go to page 145 and cut out the cards.
- Put the cards face down. Make one pile of purple cards and one pile of green cards.
- Take turns to pick up one purple card and one green card and make sentences.
- Keep the cards if you can make a correct sentence. The one with the most cards is the winner!



Now



He always eats dinner at six o'clock, but now he's doing his homework.

Lesson 5 / Language in use

Vocabulary

after before first second then

1 1.7 Listen and say.



- What lessons have we got today?
- Well, first we've got English.
- Great! **I'm good at** English.
- Second, we've got PE.
- Oh, **I'm not good at** PE.
- Then it's break time. After break time, we've got science.
- I like science. **Are you good at** science?
- Yes, I am. And, we've got art before lunch.
- Fantastic!

2 Complete the text about your lessons on Monday.

On Mondays, we've got _____ lessons before break time and we've got _____ lessons after break time. First, we've got _____ and I'm _____ at that. Second, we've got _____ and I'm _____ at that. After lunch, we've got _____. My favourite subject is _____. What _____ you good at?

3 Work in pairs. Now make a new dialogue. **Be a star!**



Are you good at sport?

Oh, I'm good at art, too!



No, I'm not!
I'm good at art.

Lesson 6 / Listening and speaking

1  1.8 Listen to the chant. Circle the words you hear.

music

go

OK

homework

this

repeat

in

say

English

help

2  1.8 Complete the chant. Use the words from Activity 1.
Listen again and check.

In our English class each day,

This is what we learn to say.

May I _____ out?

May I come _____?

Can you repeat that, please?

In our English class each day.

This is what we learn to say.

Is _____ correct?

Is this _____?

How do you _____ that in English?


In our English class each day.

This is what we learn to say.



3  Say the chant. **Be a star!** 

Lesson 7 Writing

- 1  Look at these sentences from the story on pages 10–11. What do we use to show that people are speaking?

'Oh! What's that noise?' asks the music teacher.

'Look at the children in the playground!' says the maths teacher.

- 2 Add speech marks and finish the story about Noor. **Be a star!** 

- 1 After school, Noor goes to the art club. She sees Mary. She says, 'Hello, Mary. Do you like art, too?' Yes, I do, says Mary.



- 2 Mary puts her paintbrushes on the table. She says, 'Hurry, Noor! What are you doing?' Noor is sad. I haven't got my paint or paintbrushes, she says.



- 3 Mary says, 'I've got lots of paint and paintbrushes. Noor is happy!' She says,
- _____
- _____.



- 4 Now Mary and Noor are painting pictures. Noor is good. Mary says,
- _____
- _____.



1 Look at the posters. What can you do at these clubs?

Nature Club



Are you good at science?
Learn about flowers
and animals.
This is a great club!

Computer Club



Learn new games.
Make a website.
This is a cool club!


BASKETBALL CLUB



Are you good at sport?
Do you like running?
Come to our club!

2  1.9 Listen. Circle Lucy's answers in red and Sam's answers in blue.

| Likes | Is good at |
|------------------------------|------------------------|
| drawing ball games | science sport |
| plants and animals running | computer studies art |

3  Work in pairs. Choose a club for Lucy and Sam. Now choose a club for you.



A good club for Lucy
is the Computer Club
because she likes art.

Yes, and she's good
at computer studies.



The Swiss Family Robinson

1  1.10 Read the story. Say how the family arrive on the island and leave.

This is a story about the Swiss Family Robinson. Mum, Dad and the three brothers, Fritz, Ernest and Jack, are crossing the sea in a boat. Their boat is old and small, but they like it. One day, there's a big storm. It's very windy and the family is very scared! Suddenly, their boat hits some rocks. 'Oh no!' says Dad. 'Our boat is broken!'

The next morning, it isn't windy. It's very sunny and the family walks to the beach. 'What a beautiful beach!' says Mum. 'We're on an island, and there are no people!' says Dad.

'What can we do?' asks Mum.

'Let's make a tree house,' says Dad. 'Let's work together.' They all help. Dad and Fritz make some beds.

There is no school, so Mum is the teacher. Every day they have science, maths, social studies and English lessons. In the afternoons, they do homework. Dad and Fritz look for food. They find coconuts, bananas and fish to eat.

Jack and Ernest find a baby elephant and a baby monkey on the island. They like playing together!

One day, Ernest and Jack are playing on the beach. They see a pirate ship coming to the island. They run to the tree house. 'Dad! Pirates are coming!'

'Oh no!' says Dad. Mum, Dad and Fritz make a big hole in the sand. Ernest and Jack look for coconuts and sticks.

The pirates jump off the ship and run up the beach. The family is scared! Some pirates fall into the big hole. Mum and Dad wave the sticks and the children throw the coconuts.

Suddenly, Mum says, 'Look! There's a big ship!' The pirates look at the big ship. Now they are scared! They run to their ship. The Swiss Family Robinson laugh and jump up and down.

The big ship comes to the beach. 'Hurrah! Now we can go home.'

But the family is sad, too. 'Goodbye, little elephant! Goodbye, little monkey! Goodbye, island!'

Reading time 1 / Activities

2 Read and match.

hole

rocks

coconut

pirate

stick



3 Underline the correct words. Then number the events of the story in order.

a The family arrives on an island / home / at a desert.

b The pirates dance / run away / wave when a big ship arrives.

c The family makes a pirate ship / coconut house / tree house.

d The family's boat hits some rocks / holes / trees.

e The pirates cook lunch / come to the island / sing a song.

☐

☐

☐



☐

☐

4 Separate the words in the sentence. Then write the story ending. Remember to use capital letters.

the|swiss|family|robin|song|home|on|the|big|ship.

5 Watch the video to see a different ending to the story. Work in pairs. Say which ending you like and why.

- 1 Look at the pictures and name the Academy Stars.
- 2  1.11 Listen and read. Why can't Charlie play at the end of the story?
- 3  Act out the play.

Charlie's homework



Flo, come and play football with me!



Sorry, Charlie. I'm doing my science homework.



What about you, Ella?



Sorry, Charlie. I'm doing my maths homework. I love maths!



Aunt Daisy, come and play football!



Sorry, Charlie. I'm playing the violin.



What about you, Luke?



Have you got homework, Charlie?



Yes, I've got English homework!



Come on. Let's do it together.



Let's play now, Charlie!



Yes, let's play now!



Oh, I can't! I'm doing my homework!

