




1 ★ Z podanych liter ułóż nazwy zawodów i podpisz ilustracje.



senur



wayelr



hiscrea




remarf



blepumr



cststiein



rspsto

trneec

gramnea



renegien

2 ★★ 02 Posłuchaj nagrania i uzupełnij zdania.

- Sarah's dad is a(n) _____.
- Her mum is a(n) _____.
- Rick's sister is a(n) _____.
- Rick's sister wants to be a(n) _____.
- Rick wants to be a(n) _____.

3 ★★ Uzupełnij zdania wyrazami z ramki.

crops ■ hospital ■ jobs ■ law
milk ■ nurse ■ patients ■ wears

Last week there was a *World of Work* day at our school. Lots of people with different ¹ _____ came to the school. It was really interesting. Mr Thornett is a farmer. He grows ² _____ and has got lots of animals. He always gets up early in the morning to ³ _____ the cows. Mrs Price is a lawyer. She helps people with the ⁴ _____. She takes the train to London every day and she always ⁵ _____ smart clothes. Mrs Gonzalez is a nurse, but she doesn't work at the ⁶ _____. She visits ⁷ _____ in their homes. I like helping people, but I don't want to travel to London every day. And I don't want to get up very early in the morning. I think I want to be a ⁸ _____.

4 ★★ Napisz po dwa zdania o tym, co robią ludzie wykonujący podane zawody.

- I'm a cashier. I work in _____.
- I'm an engineer. _____.



Phonics twister

03 Posłuchaj nagrania. Zakreśl kółkiem wyrazy, w których dźwięk **th** wymawia się tak jak w słowie **those**. Następnie podkreśl wyrazy, w których dźwięk **th** wymawia się tak jak w słowie **thirty**.

- There are **th**ree farmers in **th**e garden.
- Th**is is my bro**th**er. He's very good at math**th**s.
- Please brush your tee**th** in **th**e bath**th**room.
- Th**ese clo**th**es are from South **th** America.
- Th**e ath**th**lete is running along **th**e path**th**.
- Your grandmo**th**er is very **th**in.



Life skills: Different opinions

Przeczytaj zdania i zdecyduj, czy brzmią przyjaźnie (*Friendly* = F), czy nieprzyjaźnie (*Unfriendly* = U).

- | | |
|--|-------|
| 1 No, you're wrong. | F / U |
| 2 I don't really agree with you, I'm afraid. | F / U |
| 3 I'm sorry, but I have a different opinion. | F / U |



BRAINY RYAN



▶ VIDEO 1

1 Uzupełnij zdania twierdzące (✓) i przeczące (X), stosując poprawne formy *have to*.

- 1 An engineer _____ be very patient. ✓
- 2 You _____ read a lot to be a waitress. X
- 3 Jack _____ choose a job to do a presentation about for his school's Career Day. ✓
- 4 Lawyers _____ read a lot of books, so it's not a job for Jack. He really hates reading. ✓
- 5 I want to be a scientist, so I _____ be good at maths. ✓
- 6 Ryan _____ help Jack with his school project. X

2 ★ Uzupełnij zdania, stosując poprawne formy *have to* oraz czasowników podanych w nawiasach.

My brother *has to get up* (get up) at 6 o'clock every day.

- 1 She _____ (not feed) the cat, Jack usually does it.
- 2 The children _____ (stand up) when their teacher comes into the classroom.
- 3 I _____ (finish) my homework tonight.
- 4 We _____ (not make) lunch – there's some pizza in the fridge.
- 5 You _____ (not listen) to this music.
- 6 They _____ (not be) at the cinema at half past seven.
- 7 I _____ (not help) with the chores today – it's my birthday!

3 ★★ 04 Posłuchaj nagrania i uzupełnij tabelę. Następnie uzupełnij zdania.



	Jade	Jade's brother
get up early	✓	✓
make our beds		
take off our shoes		
set the table for lunch		
clear the table after lunch		
go to bed early		

Jade and her brother *have to get up* early.

- 1 They _____ their beds.
- 2 They _____ their shoes in the house.
- 3 Jade's brother _____ the table for lunch.
- 4 Jade _____ the table for lunch.
- 5 Jade's brother _____ the table after lunch.
- 6 Jade _____ the table after lunch.
- 7 Jade and her brother _____ to bed early.

4 ★★★★★ Uzupełnij e-mail wyrażeniami z ramki.

doesn't have to wear ■ has to help
don't have to stay ■ have to do
has to tidy ■ have to wait

subject:

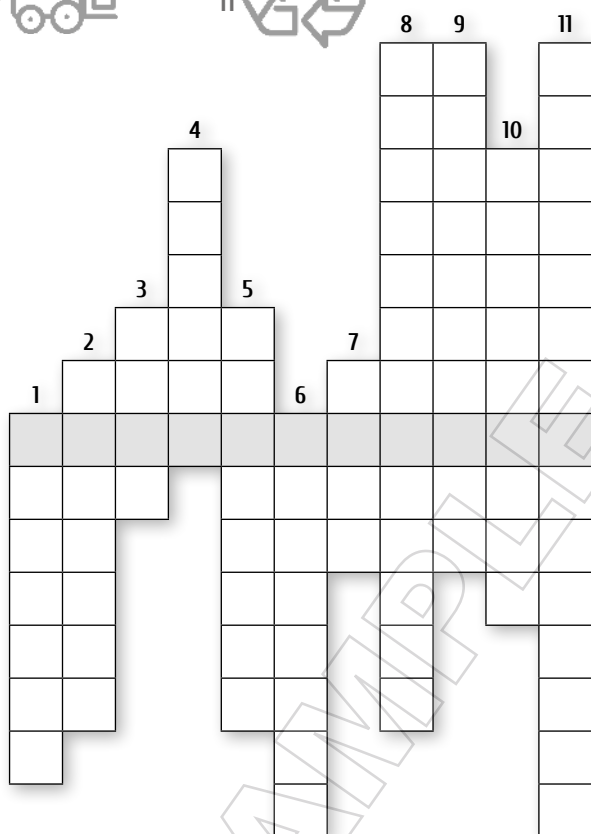
Hi Bella,

How are you? I've got some good news – my mum has got a job in our school library! She ¹ _____ the students find books and she ² _____ the library at the end of the day. She ³ _____ a uniform, though, so she usually wears jeans and a T-shirt! She really likes the job, but there is one problem. I ⁴ _____ for her to finish work before we go home. I ⁵ _____ in the library. I usually go into the computer room and use the computer to do some homework. I ⁶ _____ a lot of homework every day.

Write to me soon!

Paco


1 ★ Rozwiąż krzyżówkę i odgadnij hasło.



2 ★★ Połącz fragmenty zdań.

- | | |
|-----------------------------------|---------------------|
| 1 Rachel grows crops on her | a warehouse. |
| 2 Ivan sends letters at the | b factory. |
| 3 Sandy flies planes from the | c recycling centre. |
| 4 Rudi puts boxes on shelves at a | d post office. |
| 5 Felicity counts money in the | e farm. |
| 6 Erica makes bicycles at a | f airport. |
| 7 Dan looks after patients at a | g bank. |
| 8 William collects plastic at a | h hospital. |

3 ★★ Przeczytaj teksty i zakreśl właściwe wyrazy. Następnie połącz teksty z odpowiednimi ilustracjami.



1 This is our local police ¹ **station / centre**. The police officers here are very busy. They have to ² **make / look** for criminals and help people. They also have to ³ **be / wear** special uniforms. Some of the police officers work in the ⁴ **office / hall**. They sit at a ⁵ **desk / chair** and talk to people on the phone. Other police officers work in the town. They ⁶ **take / make** sure that people are safe.

2 This is our local recycling centre. The recycling centre ⁷ **person / manager** has to make sure that all the different ⁸ **rubbish / change** goes in the correct place. The ⁹ **workers / farmers** here work very hard and the job isn't fun when the weather is ¹⁰ **bad / good**. They don't earn a lot of ¹¹ **money / work**, but it's a very important ¹² **job / office** because they're helping the environment.

4 ★★★ Opisz przedstawione na ilustracji miejsce, używając wyrazów z ramki.



crops ■ animals ■ weather
food ■ early ■ farmers



▶ VIDEO 2

1

Uzupełnij dialog wyrazami z ramki.

doesn't ■ have ■ do (x2)
to ■ what ■ does

Emma: 1 _____ we have to clean the house today, Ryan?

Ryan: Yes, we 2 _____.
The house is a big mess!

Emma: OK ... So 3 _____ do I have to do with the rubbish?

Ryan: First, you 4 _____ to sort it out and then put it in the right bin.

Emma: 5 _____ Jack have to clean his house today too?

Ryan: No, he 6 _____. He has 7 _____ study for his biology exam.

2

★ Popatrz na notatkę. Ułóż zdania dotyczące Elli, Alfiego i kapitana. Odpowiedz na pytania.

Ella & Alfie: take out the recycling,
send some emails
The captain: fix a leak in the boat

Ella & Alfie

Do Ella and Alfie have to take out the recycling? Yes, they do.

1 _____
some emails? _____

2 _____
a leak in the boat? _____

The captain

Does the captain have to take out the recycling? No, he doesn't.

3 _____
some emails? _____

4 _____
a leak in the boat? _____

Useful!

Uzupełnij zdania odpowiednimi wyrazami.

- Spóźniłeś się/spóźniłaś się na przyjęcie urodzinowe kolegi. S_____ I'm _____.
- Żegnasz się z koleżanką. S_____ you s_____!
- Prosisz brata, aby się pospieszył. W_____ in a r_____.

3

★ ★ Przeczytaj zdania i napisz pytania oraz krótkie odpowiedzi.

I don't have to look after my brother.

Do you have to look after your brother?
No, I don't.

- They don't have to make lunch for their aunt.

- The workers have to put arms on the robots.

- Your sister has to practise the violin every day.

- He doesn't have to write a letter to his teacher.

4

★ ★ ★ Napisz pytania, stosując poprawną formę **have to**, i połącz je z odpowiedziami.

- you / wash / the dishes?

- Why / he / vacuum / the carpet?

- the students / finish / their homework?

- When / I / go to bed?

- Jessica / work / in the office today?

- ☐ a Because it's very dirty.
- ☐ b No, I don't. They are clean.
- ☐ c Now. It's very late.
- ☐ d Yes, they do. The teacher wants to see it.
- ☐ e No, she doesn't. It isn't open today.



1 ★ 05 Posłuchaj nagrania i zdecyduj, gdzie jest Freddie.

1 ☐ 2 ☐ 3 ☐ 4 ☐ 5 ☐

a factory b airport c bank
d warehouse e farm

2 ★ Popatrz na ilustracje i napisz nazwy zawodów.






1 _ _ _ r _ _ _
2 _ _ _ _ b _ r
3 _ _ _ _ i _ _
4 _ _ c _ _ _ _ _
5 _ _ r _ _
6 _ _ g _ _ _ _ _

3 ★★ Napisz cztery zdania i połącz je z odpowiednimi ilustracjami.

I have to look after animals and grow crops. He has to work in a school but he doesn't have to wear a uniform. She has to help patients in a hospital. I have to help people but I don't have to work in a hospital.

1 _____ ☐
2 _____ ☐
3 _____ ☐
4 _____ ☐



4 ★★ Zagraj w Ask and answer. Spójrz na pole Start i pierwsze pytanie. Przeczytaj je i poszukaj odpowiedzi, która poprowadzi cię do kolejnego pytania.

START

a Do you have to recycle the plastic?

b No, they don't.

c Why do they have to run to the station?

d Because they're late.

e Does he have to help customers?

f Yes, I do.

g When does she have to start work?

h No, he doesn't.

i At half past eight.

j Do they have to walk the dog?

FINISH






1 ★ Połącz zdania z odpowiednimi ilustracjami.

- 1 I don't mind it. a 😊
- 2 I really love it. b 😞
- 3 I hate it. c 😍
- 4 I like it. d 😐
- 5 I don't like it. e 😬

2 ★★ Z każdego zestawu wykreśl jeden niepasujący wyraz.

- 1 *making* / *fixing* / *chatting* things
- 2 looking after *animals* / *maths* / *people*
- 3 *chatting to* / *doing* / *helping* people
- 4 doing *maths* / *experiments* / *computers*
- 5 fixing *experiments* / *computers* / *things*

3 ★★★ Przeczytaj informacje podane w tabeli i zakreśl właściwe wyrazy.

					
Charlie:	✓✓	✓X	✓	X	XX
Sara:	XX	✓	X	✓X	✓✓

Hi, Charlie! Here's a quiz about your future job.

Sara

Great! Let's do it!

Charlie

OK. Do you like helping people?

Sara

1 **Yes, I really do.** / No, not really.

Charlie

Do you like using computers?

Sara

2 **No, I hate it.** / I don't mind it.

Charlie

Do you like chatting to people?

Sara

3 **Yes, I do.** / No, not really.

Charlie

Do you like looking after animals?

Sara

4 **I don't mind it.** / No, not really.

Charlie

Do you like doing maths?

Sara

5 **Yes, I really do.** / No, I hate it.

Charlie

Let's see ... you should be a nurse.

Sara

6 **Let's do it!** / That's not a bad idea. Now it's your turn ...

Charlie

4 ★★★ Użyj informacji z tabeli z ćwiczenia 3. i napisz dialog, w którym Sara odpowiada na pytania Charliego.

Charlie: Now it's your turn. Do you like _____

Sara: _____

Charlie: _____

Sara: _____

Charlie: _____

Sara: _____

Charlie: _____

Sara: _____

Charlie: _____

Sara: _____

Charlie: Let's see ... you should be an engineer!

Sara: _____



Use of English

5 🎓 Przetłumacz na język angielski fragmenty podane w nawiasach. Wymagana jest pełna poprawność ortograficzna. Uwaga! W każdą lukę możesz wpisać maksymalnie trzy wyrazy.

1 She can be a vet because she likes (opiekować się zwierzętami) _____.

2 I don't want to be a scientist. I (nienawidzę przeprowadzania experimentów) _____.



Quiz – Unusual Jobs

1 Sprawdź, co pamiętasz na temat niezwykłych zawodów. Zdecyduj, czy zdania 1–5 są prawdziwe (True = T), czy fałszywe (False = F). Zaznacz T lub F.

- | | |
|---|-------|
| 1 A professional pusher works in bus stations in Japan. | T / F |
| 2 In Amsterdam, some people dive into canals and look for bikes. | T / F |
| 3 The Queen's Piper has to teach the Queen how to play the bagpipes. | T / F |
| 4 If you don't recycle things correctly in Germany, you can get a fine. | T / F |
| 5 Mermaids work in the sea and on beaches in the USA. | T / F |

2 Przeczytaj teksty i napisz nazwy odpowiednich zawodów.

- This job is good if you like eating sweet things.

- This job is fun and you travel to different places.

- This job is good if you are lazy.

- You have to find things in the water for this job.




waterslide tester, Dubai

You can travel around the world and earn money as a waterslide tester. You have to go down the waterslides in a water park and then write about the slides. Are they exciting? Are they safe? You have to like getting wet for this job!



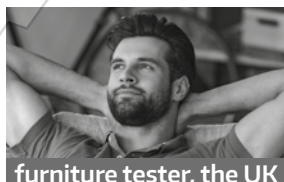
ice cream taster, Italy

You can earn a lot of money as an ice cream taster for a **food company**. You have to try the company's new ice cream **flavours**. It's a great job if the ice cream is delicious, but sometimes the new flavours are very strange!



golf ball diver, the USA

Golf is a very popular sport in the USA, but sometimes golfers hit the ball into a lake. If you like diving, you can work as a golf ball diver. You have to dive into the lakes and find the golf balls. You have to be good at swimming!



furniture tester, the UK

Do you like sitting down? Then this is the perfect job for you. You have to sit on different sofas and chairs and check that they are **comfortable**. You also have to lie down on beds and sometimes sleep in them!

3 Dopasuj zdania do odpowiednich zawodów z ćwiczenia 2.

- 'I like sleeping in different places.'

- 'I love going to adventure parks!'

- 'I love working outdoors and swimming, but I don't like waterslides.'

- 'This job is great, but it's not very healthy.'

4 Przeczytaj informacje o niezwykłym zawodzie i opisz go, wzorując się na tekstach z ćwiczenia 2.

pet food tester, the USA

- people spend a lot of money on pet food
- pet food is safe for humans to eat
- try dog and cat food, check the taste
- good salary



Glossary

comfortable – wygodny

flavour – smak (np. lodów)

food company – producent żywności

Vocabulary & Speaking

1 ★ Znajdź 12 wyrazów i dopasuj je do odpowiednich kategorii.

t	e	w	i	n	f	i	n	r	e
h	w	a	r	e	h	o	u	s	e
o	p	l	u	m	b	e	r	s	i
s	c	i	e	n	t	i	s	t	a
p	a	t	a	t	i	o	e	n	w
i	s	f	f	a	c	t	o	r	y
t	h	a	t	o	f	f	i	c	e
a	i	r	p	o	r	t	o	w	r
l	e	m	n	h	g	l	l	f	a
r	r	e	n	g	i	n	e	e	r

① jobs	② workplaces

2 ★ Uzupełnij zdania odpowiednimi wyrazami.

- A farmer grows c_____.
- A nurse looks after p_____.
- A scientist does e_____.
- A warehouse worker takes things from s_____.
- A recycling centre manager makes sure that the r_____ goes in the correct place.
- An office worker sits at a d_____ all day.
- A post office worker sells s_____.
- A firefighter puts out f_____.

3 ★★★ Uzupełnij dialog wyrazami z ramki.

doing ■ hate ■ helping ■ looking
mind ■ not ■ really ■ using

- A: Do you like ¹_____ computers?
 B: Yes, I ²_____ do. I love it.
 A: Do you like ³_____ experiments?
 B: No, I ⁴_____ it!
 A: Do you like ⁵_____ people?
 B: I don't ⁶_____ it.
 A: Do you like ⁷_____ after animals?
 B: No, ⁸_____ really.

Grammar

4 ★★★ Uzupełnij zdania, stosując poprawne formy *have to* oraz wyrazów podanych w nawiasach. Dopisz krótkie odpowiedzi.

- A: ¹_____ (you / do) lots of chores at home, Max?
 B: Yes, I ²_____! My sister and I ³_____ (help) our dad at the weekend.
 A: ⁴_____ (what / you / do)?
 B: I ⁵_____ (water) the plants in the garden and my sister ⁶_____ (wash) the car. We also ⁷_____ (make) our beds every morning. How about you?
 A: I ⁸_____ (take out) the recycling. My brother ⁹_____ (not help) because he's only three years old.
 B: Lucky him!

Use of English

5 🎓 Uzupełnij zdania 1–2. Wykorzystaj w odpowiedniej formie wyrazy podane w nawiasach. Jeśli jest to konieczne, dodaj inne wyrazy. Uwaga! W każdą lukę możesz wpisać maksymalnie trzy wyrazy.

- A plumber _____ (have / fix) leaks.
- I _____ (hate / cook) lunch on Sundays.



Before you watch

1 Połącz nazwy zawodów (1-3) z ich definicjami (a-c).

- | | |
|-----------------|--|
| 1 a vet | a a person who tries to stop fires in buildings or forests |
| 2 a builder | b a doctor for animals |
| 3 a firefighter | c a person who builds houses and other things |

2 Podpisz zdjęcia odpowiednimi wyrazami z ramki.

helmet ■ gloves ■ safety glasses / goggles
overalls ■ mask ■ oxygen tank ■ vest



While you watch

3 Obejrzyj film i sprawdź odpowiedzi w ćwiczeniu 2. Jaką część swojego wyposażenia sprawdza strażak?

4 Obejrzyj film ponownie i zdecyduj, czy zdania 1-5 są prawdziwe (True = T), czy fałszywe (False = F). Zakreśl T lub F.

- | | |
|--|-------|
| 1 The girl wants to be a vet. | T / F |
| 2 Builders wear safety glasses to see things better at work. | T / F |
| 3 Firefighters have to use oxygen tanks when they look for people under water. | T / F |
| 4 Doctors wear gloves to be safe at work. | T / F |
| 5 Scientists have to wear test tubes to be safe from chemicals. | T / F |



Glossary

burning building – płonący budynek
heat – gorąco
breathe – oddychać
smoke – dym

After you watch

5 Uzupełnij instrukcje na wypadek pożaru odpowiednimi wyrazami ze słowniczka.

SAFETY RULES AT SCHOOL

FIRE: Leave the ¹ _____ very quickly!

SMOKE: Stay close to the floor! Smoke and ² _____ go up quickly and can be very dangerous to you.

HOT DOOR and SMOKE getting in:

- Don't open the door!
- Block the door!
- ³ _____ through a wet towel that covers your mouth and nose!

If you can't leave the room, call 112 and wait for the firefighters!



Life skills












6 Napisz instrukcję bezpieczeństwa w klasie podczas eksperymentów chemicznych. Wykorzystaj wyrazy z ramki oraz tekst z ćwiczenia 5. jako wzór.

listen ■ teacher's instructions
wear ■ goggles ■ gloves
overalls ■ touch ■ chemicals
problem ■ careful ■ tell

CHEMISTRY CLASS SAFETY RULES




Remember – the emergency phone number is 112!

1 Połącz zawody 1-3 z przedmiotami z ramki, które się z tymi zawodami łączą.

Hairdresser 	Baker 	Police officer 
 brownie  croissant	 comb  mirror	 cupcake  patrol car  scissors  walkie-talkie

2 Przeczytaj tekst i sprawdź odpowiedzi w ćwiczeniu 1.

Yes! It's time to get another character in the HAPPY TOWN GAME. And you have to help us to choose one of the workers. Click on the character that the HAPPY TOWN needs.

<p>A  Hairdresser</p> <p>Alex is very friendly and helpful. He loves doing people's hair and talking to anybody who visits his hairdressing salon. He uses a comb, scissors, and a mirror to make people happy.</p> <p>HAPPINESS +10 FRIENDSHIP +5 SAFETY +0</p>	<p>B  Baker</p> <p>Sam doesn't like talking to people, but she loves baking cakes and croissants. People can buy brownies or vanilla cupcakes at her bakery. They can also buy a hot chocolate or strawberry milkshake there and sit at a table with their friends after school.</p> <p>HAPPINESS +8 FRIENDSHIP +6 SAFETY +0</p>	<p>C  Police officer</p> <p>Beth spends a lot of time driving her patrol car. She isn't very friendly, but she doesn't mind talking to people. When there are problems, she always helps the people who need her. She sometimes has to use her walkie-talkie to contact the police station.</p> <p>HAPPINESS +5 FRIENDSHIP +3 SAFETY +10</p>
--	--	--

3 Przeczytaj tekst ponownie i dopasuj postaci A-C do opisów 1-5. Następnie odpowiedz na pytanie poniżej.

- 1 This character works with people who have problems. ☐
- 2 This character makes things that other people can buy. ☐
- 3 This character has to travel around a lot in her job. ☐
- 4 This character is friendly and often talks to people. ☐
- 5 This character enjoys working alone. ☐

Which character is your favourite? Why?

4 Wymyśl własnego bohatera gry, narysuj go i krótko opisz.

